

Iceland Responsible Fisheries (IRF) Certification Programme

1st Surveillance Assessment Report

Of The

Icelandic Haddock Commercial Fishery

Facilitated By

Iceland Responsible Fisheries Foundation (IRFF)

Assessors: Vito Romito, Lead Assessor
Dankert Skagen, Assessor

Report Code: ICE/HAD/002.1/2021

Date: 22nd June 2021

NSF International/Global Trust Certification Ltd.

3rd Floor, Block 3,
Quayside Business Park,
Mill Street, Dundalk,
Co. Louth, Ireland.

T: + 353 42 932 0912



Table of Contents

Table of Contents	2
List of Figures.....	4
List of Tables.....	5
i Summary and Recommendations	6
Conformance against the IRFF Standard V2.....	7
ii Assessment Team Details.....	8
1 Introduction	9
1.1. Recommendations of the Assessment Team	10
2 Fishery Applicant Details.....	11
3 Proposed Unit(s) of Assessment and Certification	12
4 Surveillance Meetings.....	13
5 Conformity statement.....	19
6 Conformance Criteria Fundamental Clauses for Surveillance Reporting.....	20
7.1. Section 1: Fishery Management.....	20
Clause 1.1 – Fisheries Management System and Plan for Stock Assessment, Research, Advice and Harvest Controls	20
Clause 1.2 – Research and Assessment.....	24
Clause 1.3 – Stock under Consideration, Harvesting Policy and the Precautionary Approach.....	31
Clause 1.3.1 – The Precautionary Approach.....	31
Clause 1.3.2 – Management targets and limits.....	33
Clause 1.3.2.1 – Harvesting rate and fishing mortality	33
Clause 1.3.2.2 – Stock biomass.....	34
Clause 1.3.2.3 – Stock biology and life-cycle (Structure and resilience)	36
Clause 1.4 – External Scientific Review	38
Clause 1.5 – Advice and Decisions on TAC	39
7.2. Section 2: Compliance and Monitoring.....	42
Clause 2.1 – Implementation, Compliance, Monitoring, Surveillance and Control	42
Clause 2.2 – Concordance between actual Catch and allowable Catch.....	50
Clause 2.3 – Monitoring and Control.....	53
Clause 2.3.1 – Vessel registration and catch quotas	53
Clause 2.3.2 – Fishing vessel monitoring and control systems	55
Clause 2.3.3 – Catches are subtracted from relevant quotas	62
Clause 2.3.4 – Rules are enforced	64
Clause 2.3.5 – Analysis is carried out.....	65
7.3. Section 3: Ecosystem Considerations	67
Clause 3.1 – Guiding Principle	67
Habitat effect of the fishery - updates	84
Icelandic marine ecosystem updates	89
Clause 3.2 – Specific Criteria.....	91

Clause 3.2.1 – Information gathering and advice..... 91

Clause 3.2.2 – By-catch and discards..... 94

Clause 3.2.3 – Habitat Considerations..... 98

Clause 3.2.4 – Foodweb Considerations..... 100

Clause 3.2.5 – Precautionary Considerations 101

8. Performance specific to agreed corrective action plans.....103

9. Unclosed, new non-conformances and new corrective action plans115

10. Future Surveillance Actions.....115

11. Client signed acceptance of the action plan115

12. Recommendation and Determination116

13. References.....117

1 Appendix 1. Assessment Team.....128

Appendix 2 – New Clauses in ICE RFM Standard v2.0129

15.1. Clause 1.1.5..... 129

15.2 Clause 1.1.6..... 130

15.3 Clause 2.1.2..... 131

15.4 Clause 2.3.2.17 132

15.5 Clause 3.2.1.2..... 133

15.6 Clause 3.2.2.4..... 134

List of Figures

Figure 1. Location of catches of haddock.	25
Figure 2. Spatial distribution of landings in 6 years since 1993. The legend shows tonnes per square nautical mile, data being based on logbooks. The 200 m depth contour is shown.	26
Figure 3. Haddock in 5a. Fishing grounds in 2019 as reported in logbooks (tiles) and positions of samples taken from landings (asterisks) by main gear types. BMT: Bottom trawl, LLN: Long line, DSE: Danish seine.	27
Figure 4. Stations in the Spring groundfish survey (and Autumn groundfish survey (blue)).	28
Figure 5. Residuals from the model. Red circles indicate negative residuals (observed < modelled), while blue positive. Residuals are proportional to the area of the circles.	29
Figure 6. Analytical retrospective analysis of the assessment of haddock.	29
Figure 7. Stock and recruit pairs, according to the 2019 assessment.	32
Figure 8. Catch by gear type, recruitment, harvest rate, reference stock biomass (≥ 45 cm) and spawning stock biomass (SSB).....	34
Figure 9. Regulatory Closures in Icelandic waters. Maps available from the Directorate’s website. Clicking on a marked field gives a listing of coordinates, legal basis and other issues of interest. These changes are permanent and have mostly been in effect for many years.	37
Figure 10. Recommended and realized catch.	40
Figure 11. Net transfer of quota to and from haddock in the Icelandic ITQ system by fishing year. Between species (upper): Positive values indicate a transfer of other species to haddock, negative values indicate a transfer of haddock quota to cover catches of other species. Between years (lower): Transfer of quota from given quota year to the next quota year.	41
Figure 12. Overall number of ICG inspection from 1988 to 2020. Source: provided by the ICG during the remote audit, January 2021.	48
Figure 13. Air surveillance by four different Icelandic assets from 2015 to 2020. Samtals is the total. Source: provided by the ICG during the remote audit, January 2021.	48
Figure 14. Overview of ICG infringement reports in 2015 2020. Source: provided by the ICG during the remote audit, January 2021.	49
Figure 15. Recommended and realized catch.	52
Figure 16. Schematic outlining the inputs which make up the integrated Monitoring, Control and Surveillance (MCS) system in Iceland (Source: presentation entitled Iceland’s application for membership of the EU. Chapter 13, 28 February Icelandic Coast Guard ERS/VMS/AIS).	57
Figure 17. Recommended and realized catch.	66
Figure 18. Icelandic cod harvest rate and biomass.	68
Figure 19. Icelandic saithe harvest rate and biomass.	69
Figure 20. Icelandic golden redfish harvest rate and biomass.	69
Figure 21. Icelandic demersal beaked redfish biomass. Red horizontal lines indicate average biomass indices for 2015–2017 and for 2018–2019 used in the advice calculations.	70
Figure 22. Greenland halibut harvest rate and biomass.	70
Figure 23. Ling harvest rate and biomass.	71
Figure 24. Starry skate harvest rate and biomass.	71
Figure 25. Atlantic wolffish harvest rate and biomass.	72
Figure 26. Spotted wolffish harvest rate and biomass.	73
Figure 27. Greater silver smelt harvest rate and biomass.	74
Figure 28. Plaice harvest rate and biomass.	74
Figure 29. Lemon sole harvest rate and biomass.	75
Figure 30. Witch harvest rate and biomass.	75

Figure 31. Tusk harvest rate and biomass.	76
Figure 32. Dab harvest rate and biomass.	76
Figure 33. Leaf scale gulper shark caught in the annual autumn survey. Source: MFRI, January 2021.	82
Figure 34. Grey skate caught in the annual spring survey. Source: MFRI, January 2021.	83
Figure 35. Catch by gear type, IS-SMB juvenile (≤ 30 cm) and biomass (≥ 40 cm) indices. Grey areas represent 95% CI.	84
Figure 36. Spatial distribution of bottom-trawl effort (1000 kW hr) based on logbooks from trawl fishery targeting demersal fish, shrimp, and Norway lobster in 2000, 2008, 2012, and 2018.	85
Figure 37. Permanent closures around Iceland. Source: 2020 ICES Icelandic Waters ecoregion – Fisheries overviews.	85
Figure 38. Total number of specimens of benthic animals in each division and their number within each subgroup within the divisions in the cruises from 2016 to 2018.	86
Figure 39. Permanent closures around Iceland. Source: 2020 ICES Icelandic Waters ecoregion – Fisheries overviews.	98
Figure 40. Icelandic Waters ecoregion overview with the major regional pressures, human activities, and state of the ecosystem components. The width of lines indicates the relative importance of individual links (the scaled strength of pressures should be understood as a relevant strength between the human activities listed and not as an assessment of the actual pressure on the ecosystem).	102

List of Tables

Table 1. Fishery applicant details.	11
Table 2. Unit of Assessment (UoA).	12
Table 3. Unit of Certification.	12
Table 4. 1 st Surveillance remote audit meetings carried out for the cod, haddock, saithe, Golden redfish, ling, tusk and ISS herring fisheries.	13
Table 5. Precautionary and MSY reference points.	31
Table 6. Quotas and catches of haddock.	40
Table 7. Short term closures in Iceland for the years 2018-2020.	45
Table 8. Directorate inspector days on fishing vessels in 2017-2018 (Source: Directorate of Fisheries, January 2021 remote audit).	45
Table 9. Fiskistofa suspected violations in 2020. Source: Fiskistofa 2020 Annual Report. Source: Fiskistofa 2020 Annual Report.	46
Table 10. Fiskistofa penalties and follow up for suspected violations in 2020. Source: Fiskistofa 2020 Annual Report.	47
Table 11. Quotas and catches of haddock.	51
Table 12. Season 2019/2020, VS catches. Source Fiskistofa.	59
Table 13. Bycatch of marine mammals and seabirds by gear type in 2016-2019 as reported by the fishing fleet. Source MFRI, January 2021.	76
Table 14. Estimates of annual bycatch of marine mammals and seabirds by gear type and area for the period 2016-2019. Numbers are shown raised by effort, but observed animals are shown in brackets. Source MFRI, January 2021.	78
Table 15. Estimates of annual bycatch removal of seabirds species.	81
Table 16. Corals and fungi registered during the MFRI trawl survey between 2016 and 2018.	88
Table 17. Short term closures in Iceland for the years 2018-2020.	99
Table 18. Key future surveillance actions.	115

i Summary and Recommendations

The Fisheries Association of Iceland on behalf of the Federation of Icelandic Fishing Vessel Owners (LÍÚ), the Federation of Icelandic Fish Processing Plants (SF) and the National Association of Small Boat Owners, Iceland (NASBO) requested an assessment of the Icelandic haddock (*Melanogrammus aeglefinus*) commercial fisheries to the FAO Based Icelandic Responsible Fisheries Management (IRF) Certification Programme. Re-certification was granted the 3rd of February 2020. The purpose of the Programme is to provide the fishing industry with a “Certification of Responsible Fisheries Management” at the highest level of market acceptance. Certification to the Programme demonstrates a commitment that will communicate to customers and consumers the responsibility of fishermen and fisheries management authorities and the provenance of Icelandic fish. The Iceland Responsible Fisheries Foundation, established in February 2011, owns and operates the brand of Iceland Responsible Fisheries.

The Certification Programme is accredited to the international standard ISO/IEC 17065, confirming that consistent, competent and independent certification practices are applied. Formal ISO/IEC 17065 accreditation by an IAF (International Accreditation Forum) Accreditation body gives the Programme formal recognition (since September 2014) and a credibility position in the International marketplace and ensures that products certified under the Programme are identified at a recognised level of assurance. Demonstration of compliance is verified through a rigorous assessment by a competent, third party, accredited certification body, Global Trust Certification. The assessment was conducted by a team of Global Trust appointed Assessors comprising of internal staff and externally contracted fishery experts. Details of the assessment team are provided in [Appendix 1](#).

The unit of certification includes the Icelandic haddock (*Melanogrammus aeglefinus*) commercial fisheries, under state management by the Icelandic Ministry of Industries and Innovation, fished directly with demersal trawls, long-lines, Danish seine nets, gill nets, and hook and line by small vessels and indirectly with Nephrops trawls, shrimp trawls, pelagic trawls and purse seines within Iceland’s 200 nautical miles Exclusive Economic Zone (EEZ).

This report comprises the 1st Surveillance Assessment Report for Icelandic haddock (2021) and monitors for any changes in the management regime, regulations and their implementation, stock assessment and status, and wider ecosystem considerations since the 2019-2020 Re-Assessment (2019-2020)¹. Ultimately this assessment evaluates whether current practices in the management of the haddock fishery remain consistent with criteria contained in Revision 2.0 of the IRF Standard. The assessment was conducted according to the Global Trust procedures for FAO-Based IRFM certification using Version 2.0 of the IRFM Standard (July 2016).

The assessment team recommends that the management system of the applicant fishery, the Icelandic haddock (*Melanogrammus aeglefinus*) commercial fisheries, under state management by the Icelandic Ministry of Industries and Innovation, fished directly with demersal trawls, long-lines, Danish seine nets, gill nets, and hook and line by small vessels and indirectly with Nephrops trawls, shrimp trawls, pelagic trawls and purse seines within Iceland’s 200 nautical miles Exclusive Economic Zone (EEZ), is granted continued certification.

¹ <https://www.responsiblefisheries.is/media/1/icelandic-haddock-re-assessment-report-final-03feb2020.pdf>

Conformance against the IRFF Standard V2

During the 2019-2020 re-assessment audit all clauses but two were found to be in full conformance. One minor non-conformance was identified (during the 4th surveillance in 2018/19) against clause 2.3.2.4 of the IRFM Standard (V2), relating to the appropriate recording of marine mammal and seabird bycatch data in fishing logbooks, while a new minor non-conformance was identified during the 2019-2020 Re-Assessment against clause 3.1.1 relative to the bycatch of spotted wolffish. Progress against these two NCs for this 1st Surveillance is on track. Details have been provided in [Section 8 Performance specific to agreed corrective action plans](#). Non new non-conformances were identified during the 1st Surveillance audit.

Summary Evidence is provided at the beginning of each Clause.

Recommendations

The Assessment Team has also issued a number of formal Recommendations for the Client Group to consider.

Recommendation #1 (relating to clause 1.5.8). The Assessment Team recommends that the issue of yearly TAC overshooting (due to flexibility measures and other allowances in Iceland) is formally addressed at, and accounted for at the next management plan revision, and that the harvest control rule is evaluated through simulation by addressing the implementation bias (resulting in TAC overshooting) in the order of magnitude experienced in recent years.

Recommendation #2 (relating to clause 3.1.1 and 3.1.2)

Several fisheries management plans (e.g. those for cod, haddock, saithe and redfish) state that it is the policy of the Icelandic government to protect vulnerable marine ecosystems (VMEs). VMEs of particular importance within Iceland include cold water coral communities and hydrothermal vent areas, but also deep sea sponge aggregations (a threatened and declining habitat, according to OSPAR²) and sea-pen fields³. Currently, there are explicit conservation measures for cold water corals and hydrothermal vents (i.e. area closures) but nothing explicit for either deep sea sponge aggregations or sea pen fields. The assessment team recommends that more formal conservation plans/measures are formulated for these VMEs.

It is noted that the issues highlighted in these recommendations will be reviewed in subsequent surveillance audits, and that some of these have the potential to develop into non-conformances if the issues worsen.

² http://www.ices.dk/sites/pub/Publication%20Reports/Advice/2017/2017/Ecosystem_overview-Icelandic_Waters_ecoregion.pdf

³ <https://novasarc.hafogvatn.is/project/>

ii Assessment Team Details

Vito Romito, Lead Assessor

NSF International/Global Trust Certification Ltd.

Quayside Business Centre,

Dundalk, Co. Louth,

Ireland.

T: +353 (0)42 9320912

E-mail: vromito@nsf.org

Dankert Skagen, MD, Assessor

Fisheries Science Consultant

Fjellveien 96, 5019 Bergen,

Norway

Website: www.dwsk.net

1 Introduction

This surveillance assessment of the Icelandic haddock commercial fishery fulfils part of the procedure for the continuing certification of the fishery to the Iceland Responsible Fisheries Programme (hereafter IRF Programme). The IRF Programme is a voluntary program for Icelandic fisheries initially established by the Fisheries Association of Iceland (FAI) and now owned and administered by the Iceland Responsible Fisheries Foundation (IRFF). The IRFF was established in February 2011 and operates on a cost basis, as a non-profit organisation.

IRFF wishes to provide the Icelandic fishing industry with a "Certification of Responsible Fisheries Management" at the highest level of market acceptance. The purpose of the Programme is to provide Certification to requirements under the Programme that demonstrates a commitment that will communicate to customers and consumers the responsibility of fishermen and fisheries management authorities and the provenance of Icelandic fish.

This Surveillance Report comprises the 1st Surveillance Report for Icelandic haddock (year 2021). Therefore, this report monitors for any changes in the management regime, regulations and their implementation, stock assessment and status, and wider ecosystem considerations since the previous audit, the 2019-2020 Re-Assessment⁴.

The assessment was conducted according to the Global Trust procedures for FAO-Based IRFM certification using Revision 2.0 of the IRFM Standard (July 2016). The IRFM Standard is based on the 1995 FAO Code of Conduct for Responsible Fisheries and on the FAO Guidelines for the Eco-labelling of Fish and Fishery Products from Marine Capture Fisheries adopted in 2005 and amended/extended in 2009, which in turn are based on the current suite of agreed international instruments addressing fisheries.

The Assessment is based on the 3 major Sections of responsible fisheries management, as outlined in Revision 2.0 of the IRFM Standard, namely:

[Section 1: Fisheries Management](#)

[Section 2: Compliance and Monitoring](#)

[Section 3: Ecosystem Considerations](#)

⁴ <https://www.responsiblefisheries.is/media/1/icelandic-haddock-re-assessment-report-final-03feb2020.pdf>

1.1. Recommendations of the Assessment Team

The assessment team recommends that the management system of the applicant fishery, the Icelandic haddock (*Melanogrammus aeglefinus*) commercial fisheries, under state management by the Icelandic Ministry of Industries and Innovation, fished directly with demersal trawls, long-lines, Danish seine nets, gill nets, and hook and line by small vessels and indirectly with Nephrops trawls, shrimp trawls, pelagic trawls and purse seines within Iceland's 200 nautical miles Exclusive Economic Zone (EEZ), is granted continued certification.

2 Fishery Applicant Details

Table 1. Fishery applicant details.

Applicant Contact Information		
Organisation/Company Name:		Samtök fyrirtækja í sjávarútvegi (SFS) (Fisheries Iceland)
Date:		November 2020
Address:	Building:	
	Street:	Borgartún 35
	City:	Reykjavík
	Country:	Iceland
	Postal Code:	
Phone:		(354) 591 0300
Web:		www.sfs.is
Contact person:		Heiðrún Lind Marteinsdóttir
Position:		CEO
E-mail Address		heidrun@sfs.is
Applicant Contact Information		
Organisation/Company Name:		The National Association of Small Boat Owners, Iceland (NASBO)
Date:		November 2020
Address:	Building:	
	Street:	Hverfisgötu 105
	City:	101 Reykjavik
	Country:	Iceland
	Postal Code:	IS-101
Phone:		(354) 552 7922
Web:		www.smabatar.is
Contact person:		Örn Pálsson
Position:		Managing Director
E-mail Address		orn@smabatar.is

3 Proposed Unit(s) of Assessment and Certification

The applicant Unit of Assessment (UoA) (i.e., what is to be assessed) is described by the following:

Table 2. Unit of Assessment (UoA).

Unit of Assessment (UoA) 1 - Haddock		
Species:	Common name:	Icelandic haddock (Ýsa)
	Latin name:	<i>Melanogrammus aeglefinus</i>
Geographical Area(s)		Iceland 200-mile EEZ within FAO Fishing Area 27
Stock(s)		Haddock in ICES Division 5.a (Iceland grounds)
Management System		Ministry of Industries and Innovation (Iceland)
Fishing gear(s)/method(s)		Demersal trawl; Long-line; Danish Seine net; Gill net; Hook and line (Handline) by small vessels; Gears from other Icelandic fisheries legally landing haddock*

* Comprised of all other gears contributing <1% to total Icelandic landings of the target species.

The applicant Unit of Certification (UoC) (i.e., what is to be covered by the certificate if all Units of Assessment listed above meet the required standard) is described by the following:

Table 3. Unit of Certification.

Unit of Certification (UoC) 1 - Haddock		
Species:	Common name:	Icelandic haddock (Ýsa)
	Latin name:	<i>Melanogrammus aeglefinus</i>
Geographical Area(s)		Iceland 200-mile EEZ within FAO Fishing Area 27
Stock(s)		Haddock in ICES Division 5.a (Iceland grounds)
Management System		Ministry of Industries and Innovation (Iceland)
Fishing gear(s)/method(s)		Demersal trawl; Long-line; Danish Seine net; Gill net; Hook and line (Handline) by small vessels; Gears from other Icelandic fisheries legally landing haddock*

* Comprised of all other gears contributing <1% to total Icelandic landings of the target species.

4 Surveillance Meetings

The remote audit for this fishery was conducted from the 11th to the 13th of January 2021. The video call with key Icelandic stakeholders was organized to cover all the certified fisheries under the Icelandic RFM program (concurrently), and included cod, haddock, saithe, Golden redfish, ling, tusk and ISS herring.

Table 4. 1st Surveillance remote audit meetings carried out for the cod, haddock, saithe, Golden redfish, ling, tusk and ISS herring fisheries.

Date	Organization and Location	Representative	Main Topics of Discussion
Monday January 11 th 2021, 10:00 am	Fisheries Iceland & IRFF Video call	The Client (opening meeting) Kristján Þórarinnsson, Fisheries Iceland Finnur Gardarsson, IRF Foundation GT Assessment Team: Vito Romito Dankert Skagen	<ol style="list-style-type: none"> 1. Brief review or key highlights of the 2019/2020 fishing season for cod, haddock, saithe, golden redfish, ling, tusk and ISS herring. 2. Icelandic cod discards have increased trawl (highest on record). Reason? 3. Any significant changes in the management system, key laws or regulations in the past 12-18 months? 4. MFRI and ICES advice in 2020. 5. Any updates from the day to day operations of the large and small fleet sectors? 6. Plans for revisiting/updating Fishery Management Plans? 7. Corrective Action relating to Non-Conformance 1: <i>Although required by legislation, there is evidence of extensive non-reporting/under-reporting of seabirds and marine mammals bycatch such that the Assessment Team cannot be confident that catch amounts by species and fishing area (of marine mammals and seabirds) are estimated and continually recorded in fishing logbooks.</i> Regarding NC 1, what are the updates, new information or developments addressing the issue? 8. Corrective Action relating to Non-Conformance 2: <i>There is insufficient evidence that adverse impacts of the cod, haddock and saithe fisheries on the following ecosystem components:</i> <ul style="list-style-type: none"> - Spotted wolffish, and; - Common loon <i>are being considered and appropriately assessed and effectively addressed, consistent with the precautionary approach.</i> Regarding NC 2, what are the key developments regarding spotted wolffish and common loon? 9. A smartphone app has been in development for some time by the Directorate of Fisheries to facilitate recording of marine mammal and seabirds' bycatch in smaller vessels. Updates on this item? 10. Weighing (Fiskistofa). We highlighted in previous assessment reports key findings from the Icelandic National Audit Office (NAO) report from December 2018⁵, noting that more quantitative data are needed to substantiate the conclusions that discards are low and that there are few irregularities in connection with re-weighing of catches after de-icing. Are you aware of any updates or developments in the past 12-18 months relating to this item? 11. Updates on the use of use bycatch mitigation measures on longline fisheries (e.g. tori lines, night settings, acoustic devices) for gillnetters (e.g. pingers trials, actual deployment, other) and for trawlers (escape panels, excluder devices, bobbins, rock hoppers) or equivalent practices? To what extent are such bycatch reduction devices / practices used in these fisheries? Updates?

⁵ <https://rikisendurskodun.is/wp-content/uploads/2019/01/Eftirlit-Fiskistofu-Stjornsysluuttek.pdf>

Date	Organization and Location	Representative	Main Topics of Discussion
			<p>12. Any other changes or updates of mention for the 7 fisheries in question that may relate to day to day operations and industry activities, management, research, assessment and advice, or mitigation of ecosystem effects of fisheries we should discuss?</p>
<p>Monday 11th January 2021, 1.00 pm</p>	<p>Iceland Coast Guard Video call</p>	<p>Iceland Coast Guard (ICG) Björgólfur H. Ingason: Chief Controller, Jón Árni Árnason: Controller GT Assessment Team: Vito Romito Dankert Skagen</p>	<p>1. Enforcement Laws and Regulations. In the past 12 months, have there been any significant amendments or changes to Icelandic fisheries laws / regulations with a bearing on enforcement activities? 2. Has the level of resources and monitoring effort remained the same or has it changed in past 1-2 years? 3. Have there been changes over 2019/2020 in the systems or patrolling vessels used for enforcement (i.e. new vessels or other)? 4. How many airborne fisheries patrol hours have been conducted over the last fishing season? 5. Any other updates regarding enforcement assets (e.g. drones)? Or use of other electronic reporting systems? 6. Boardings rate and type/ number of violations recorded (in the most recent year/season)? What are the most commonly occurring violations? Is enforcement data available by gear type or fishery (i.e. for cod, haddock, saithe, golden redfish, ling, tusk, herring under assessment)? Foreign vessels boarded? 7. How many prosecutions and reprimands made against skippers did these activities (overall enforcement activities) result in? 8. Are there many violations of fishermen fishing over their TAC? 9. Enforcement of, and levels of compliance with, logbook reporting of interactions/bycatch between seabirds and marine mammal (especially in gillnets, longlines and trawl gear)? Updates and changes in the past 1-2 years? Any prosecutions for failing to report bycatch? 10. Have there been any major changes in overall violation/compliance rate in the past 2-3 years? 11. What is checked when vessels are boarded (gear specs, catch composition, logbook vs actual catches, other)? 12. Reporting requirements and or issues with lost fishing gear (e.g. longline, gillnets)? 13. Any changes to the range of monetary and operational penalties for infractions to fisheries regulations? Are there any repeating offenders in Icelandic waters? 14. Any instances of serious IUU fishing by Icelandic or foreign vessels in the past 2-3 years?</p>
<p>Tuesday 12th January 2021, 2.00 pm</p>	<p>Marine and Freshwater Research Institute (MFRI) Video call</p>	<p>Marine and Freshwater Research Institute (MFRI) Bjarki Elvarsson: Providing stock assessment expertise; Guðjón Már Sigurðsson: Providing bycatch interactions expertise; Steinunn Hilma Ólafsdóttir: Providing ecosystem and benthic</p>	<p>1. Updates on perception of the state of the stocks (cod, haddock, saithe, redfish, ling, tusk, ISS herring) and performance of their management plans in the past 12-18 months 2. Rules and regulations affecting these, in the same time period. 3. Updates of new management regulations 4. Short term (2/3 weeks) closures by year and species for cod, haddock, saithe, redfish, ling, tusk, herring. 5. Stock identity: Anything new for any of the stocks (cod, haddock, saithe, redfish, ling, tusk, herring) on sub stock structure, stock units etc? New studies, plans or projects? 6. Changes in area distributions of the 7 stocks and fisheries. New developments/information in distributions and in causes? 7. Difference between bottom trawl surveys: For many stocks fitting to each of the surveys give different results. The problem exists for several stocks and has been raised on various occasions, but is something being done to understand the cause better? 8. Retrospective errors. They still are there – this year the tusk is outstanding. Possible reasons? Are the present results more reliable than the past? i.e. is the tusk stock increasing or not?</p>

Date	Organization and Location	Representative	Main Topics of Discussion
		effects of fisheries expertise. GT Assessment Team: Vito Romito Dankert Skagen	<p>9. Sampling: Maps showing the location of catches and of samples are very useful but reveal that in some cases that important hot spots in the fishery apparently do not get covered by the sampling. In particular, that is the case in some long line fisheries, for example for cod (like we see in Figure 9 in the cod report), but also for other stocks.</p> <p>10. Is this a concern? Would that for example make the fitting to length distributions uncertain? Any thoughts about improvements?</p> <p>11. We are aware of the system where samples are requested more or less automatically when a certain amount has been caught. Does it always work? Does it operate on fleet basis or area basis or just on total catch?</p> <p>12. Adherence to the ICES stock annex (SA) procedures. Are there any other deviations from the latest approved SA than the extension of the age range in survey data for cod?</p> <p>13. Status of benchmarks and harvest rule revisions. An overview of plans for all the 7 stocks would be useful. If there already are plans for changes, that would be useful to know.</p> <p>14. Discards: We note the increasing trend, in particular for trawl. Why does this happen?? Any new information? Are there indications of trends after the last year examined (2017-2018)? Any plans for new approaches both to enforcement and to measurement.</p> <p>15. Spotted wolffish: Is the recruitment failure for that stock real? Is there some clear understanding of the causes? How strong is the need to protect the stock? Ideas for feasible measures to protect it?</p> <p>16. Non Conformances (NCs): 2 NCs were identified in previous IRF Full Assessments or carried over from the 4th Surveillance cycle in 2018.</p> <p>17. Non Conformance 1: <i>Although required by legislation, there is evidence of extensive non-reporting/under-reporting of seabirds and marine mammals bycatch such that the Assessment Team cannot be confident that catch amounts by species and fishing area (of marine mammals and seabirds) are estimated and continually recorded in fishing logbooks.</i> Regarding NC 1, are there updates, new information or developments addressing the issue?</p> <p>18. Non Conformance 2: <i>There is insufficient evidence that adverse impacts of the cod, haddock and saithe fisheries on the following ecosystem components: Spotted wolffish, and; Common loon; are being considered and appropriately assessed and effectively addressed, consistent with the precautionary approach.</i> Regarding NC 2, what are the key developments regarding spotted wolf-fish (e.g. relating to research activities and/or live releases in the fishery)? Furthermore, is the seabird bycatch information for 2017-2019 available for sharing? This item was mentioned as part of the <i>corrective action plan</i> provided to review the most current bycatch rates for common loon (which were said to show lower rates than previous estimates), and other seabirds.</p> <p>19. Any new studies or report on Endangered, Threatened and Protected (ETP) species interactions as it relates to the fisheries under assessment?</p> <p>20. Recent known interactions between the fisheries under assessment and the following: basking sharks and leafscale gulper sharks?</p> <p>21. Can the assessment team be provided with total catch in numbers of Grey skate (<i>Dipturus flossada / batis</i>) for the latest available MFRI survey? Any additional updates on the state of this endangered species / complex?</p> <p>22. What survey abundance or status updates can be provided regarding vulnerable/ETP species: 1) Atlantic halibut, 2) dogfish, 3) Greenland shark and 4) porbeagle shark?</p> <p>23. Have there been any recent interactions with Blue whales and Northern right whales for the fisheries under assessment?</p>

Date	Organization and Location	Representative	Main Topics of Discussion
			<p>24. Updates on the use of use bycatch mitigation measures on longline fisheries (e.g. tori lines, night settings, acoustic devices) for gillnetters (e.g. pingers trials, actual deployment, other) and for trawlers (escape panels, excluder devices, bobbins, rock hoppers) or equivalent practices? To what extent are such bycatch reduction devices / practices used in these fisheries?</p> <p>25. Harbour porpoise updates, status and management? The 2019 NAMMCO SC report⁶ indicated that modelling work related to assessment of potential effects of by-catch on harbour porpoises (and coastal seals) around Iceland is being undertaken by an international expert group in relation to implementation of the US Marine Mammal Protection Act import provisions. Updates on this work?</p> <p>26. Do you have updated bycatch information in Icelandic fisheries (e.g. cod gillnets, lumpfish nets, other gear) of harbour porpoise, harbour seals, grey seals, harp, ringed, hooded and bearded seals for the most recent 2-3 years in table/figure format?</p> <p>27. A smartphone app has been in development for some time by the Directorate of Fisheries to facilitate recording of marine mammal and sea-birds' bycatch in smaller vessels? Updates?</p> <p>28. Any updated MFRI reports on the by-catch of seabirds and marine mammals in Icelandic fisheries (not relating to lumpfish)?</p> <p>29. Coral areas. Any updates or new closures in the past 12-18 months?</p> <p>30. Bycatch of sponges are recorded during bi-annual groundfish surveys allowing managers to estimate the distribution of mass sponge occurrences. Is there an index of past occurrence that can be provided to the assessment team? Any updates on management measures specific to conservation of sponge communities?</p> <p>31. Hydrothermal vents. Any updates or new closures in the past 12-18 months?</p> <p>32. Mapping the distribution of benthic assemblages and habitats which are considered to be sensitive to trawling disturbances. Such information was deemed important in order to predict which species and habitats are at risk of being damaged by fishing activities and for the protection of important marine habitats in the future. Since the publication of the Vulnerable Marine Ecosystem NovasArc report in 2019 (see http://norden.diva-portal.org/smash/get/diva2:1304079/FULLTEXT02.pdf), have there been additional activities or plans to reflect and address the findings of the report?</p> <p>33. Any new studies, papers or reports on Icelandic marine ecosystem's structure or foodweb dynamics?</p>
<p>Wednesday 13th January 2021, 10.00 am</p>	<p>Directorate of Fisheries / Fiskistofa Video call</p>	<p>Fisheries Directorate Porsteinn Hilmarsson, Head of Services and information Sævar Guðmundsson Department Manager GT Assessment Team: Vito Romito Dankert Skagen</p>	<p>1. Brief review or key highlights of the 2019/2020 fishing season for cod, haddock, saithe, golden redfish, ling, tusk and ISS herring. Any key issues or updates from a Fiskistofa perspective?</p> <p>2. Any significant changes in the management system, key laws or regulations in the past 12-18 months?</p> <p>3. Any changes or updates of mention within Fiskistofa in the past 12-18 months?</p> <p>4. Any changes or updates in technical measures and effort controls or controls for the demersal and pelagic fisheries under assessment (e.g. powers to spatially / temporally limit gear types and fishing areas, prevent fishing in areas with high catches of undersized fish, minimum legal sizes etc)?</p>

⁶ https://nammco.no/wp-content/uploads/2017/01/final-report_sc26-2019_rev230120.pdf

Date	Organization and Location	Representative	Main Topics of Discussion
			<p>5. Any new or updated closed areas within the Icelandic EEZ in the past 12-18 months?</p> <p>6. Any changes to the Fiskistofa website or the way information, data and reports are presented online?</p> <p>7. Is there an update / substitute document for fishing regulations booklet http://vefbirting.odd.is/raduneyti/fiskveidar2018 ?</p> <p>8. How many days have directorate inspectors spent on board of fishing vessels in the last 2 fishing seasons for which information is available? What is the average inspector coverage % on bottom / pelagic trawlers, longliners, gillnetters, purse seiners?</p> <p>9. Monitoring of less valued species including elasmobranchs – is this something you had planned for 2020?</p> <p>15. Weighing. We discussed previously a report from the Icelandic National Audit Office (NAO) from 2018, noting that more quantitative data are needed to substantiate the conclusions that rate if discards are low and that there are few irregularities in connection with re-weighing of catches after de-icing in Iceland. In continuing to review actions implemented to improve some of the shortcoming identified in the report, has there been progress and updates to deal with this issue in the past 18 months?</p> <p>16. Act No. 57/1996 empowers the Fisheries Directorate to monitor all weighing by a weighing license holder for a period of up to six weeks in cases where monitoring of the weighing license holder by the Directorate detects a significant deviation of the percentage of ice in the vessel's catch in a particular fish species, compared to the average ice percentage for that vessel, has this measured been applied in 2019 and 2020? Are there examples of this?</p> <p>17. Overfishing of quotas/deviation from TAC: Over the years, we have got a fair understanding of how that is possible within the legal framework, but a fresh overview of the various transfers would be useful. That also includes catches outside the ordinary ITQ system.</p> <p>18. Corrective Action relating to Non-Conformance 1 (applicable to all certified fisheries): <i>Although required by legislation, there is evidence of extensive non-reporting/under-reporting of seabirds and marine mammals bycatch such that the Assessment Team cannot be confident that catch amounts by species and fishing area (of marine mammals and seabirds) are estimated and continually recorded in fishing logbooks.</i> Regarding NC 1, are there updates, new information or developments addressing the issue? Has the compliance of fishermen recording of such interactions in logbooks changed in the past 12-24 months? A smartphone app has been in development for some time by the Directorate of Fisheries to facilitate recording of marine mammal and seabirds' bycatch in smaller vessels? Has the app been rolled out?</p> <p>19. Corrective Action relating to Non-Conformance 2: <i>There is insufficient evidence that adverse impacts of the cod, haddock and saithe fisheries on the following ecosystem components: Spotted wolffish and Common loon, are being considered and appropriately assessed and effectively addressed, consistent with the precautionary approach.</i> Regarding Spotted wolffish: How can the quotas be overfished so much within the legal constraints? Is this an example of quota transfers hitting vulnerable stocks or are other mechanisms more important? Any plans for amending rules that allow overfishing? How far is it technically possible to avoid bycatches of spotted wolffish, in particular in the long line fishery?</p> <p>20. According to section 2 of Act no. 57/1996, concerning the treatment of commercial marine stocks, discard of catches is prohibited. However, minor exceptions include: a) Non-value catches and b) Heads and other refuse from working or processing. What species or species groups are considered non value catches?</p> <p>21. Collaboration between the Coast Guard and Fiskistofa relating to fisheries monitoring and enforcement activities. Updates for the past 12-18 months?</p>

Date	Organization and Location	Representative	Main Topics of Discussion
			<p>22. Updates on the use of use bycatch mitigation measures on longline fisheries (e.g. tori lines, night settings, acoustic devices) for gillnetters (e.g. pingers trials, actual deployment, other) and for trawlers (escape panels, excluder devices, bobbins, rock hoppers) or equivalent practices? To what extent are such bycatch reduction devices / practices used in these fisheries? Updates?</p> <p>23. Any other changes or updates of mention for the 7 fisheries in question that may relate to day to day operations and monitoring activities, from a Fiskistofa perspective that we should discuss?</p>

5 Conformity statement

The assessment team recommends that the management system of the applicant fishery, the Icelandic haddock (*Melanogrammus aeglefinus*) commercial fisheries, under state management by the Icelandic Ministry of Industries and Innovation, fished directly with demersal trawls, long-lines, Danish seine nets, gill nets, and hook and line by small vessels and indirectly with Nephrops trawls, shrimp trawls, pelagic trawls and purse seines within Iceland's 200 nautical miles Exclusive Economic Zone (EEZ), is granted continued certification.

6 Conformance Criteria Fundamental Clauses for Surveillance Reporting

7.1. Section 1: Fishery Management

Clause 1.1 – Fisheries Management System and Plan for Stock Assessment, Research, Advice and Harvest Controls

Supporting Clauses:	1.1.1, 1.1.2, 1.1.3, 1.1.4, 1.1.5, 1.1.6 , 1.1.7, 1.1.8 and sub-clauses, 1.1.9 and sub-clauses, 1.1.10 and sub-clauses		
Important Note:	<p>Clause 1.1.5 and Clause 1.1.6 are new to IRFM Standard v2.0 and are scored separately in Appendix 2.</p> <p>Text added to 1.1.10.5 in IRFM Standard v2.0: “<i>...and relevant authorities.</i>”</p> <p>Clause 1.1.10.5 (minor change) – wording change only no change to intent of Clause.</p>		
Clause Guidance:	<i>There shall be a structured and effective fisheries management system, with objectives including the limiting of total annual catches for the stock under consideration. Accordingly, appropriate management measures for the conservation and management of the stock shall be adopted and effectively implemented by the competent authorities. Fishing for the “stock under consideration” shall be managed by the competent authorities in accordance with a documented and publicly available Fisheries Management Plan.</i>		
Evidence Rating:	Low <input type="checkbox"/>	Medium <input type="checkbox"/>	High <input checked="" type="checkbox"/>
Non-conformance:	Critical <input type="checkbox"/>	Major <input type="checkbox"/>	Minor <input type="checkbox"/>
			None <input checked="" type="checkbox"/>

SUMMARY EVIDENCE

Iceland has a well-established marine policy, specified in legislation, on the structure of fisheries management and in practical implementation. The Ministry of Industries and Innovation is the principal management organization responsible for Icelandic fisheries. The Directorate of Fisheries is responsible for the implementation of Fishery Regulations on behalf of the Ministry. The Icelandic Coast Guard performs sea and air patrols of Iceland's 200-mile exclusive economic zone and 12-mile territorial waters, and monitoring of fishing within the zone in consultation with the Marine and Freshwater Research Institute and Ministry of Industries and Innovation. The Marine and Freshwater Research Institute conducts a wide range of marine research and provides the Ministry with scientific advice. The stock is managed according to a management plan, approved by ICES, that has been in place since 2013 and was revised in 2019. The main management measures include TACs in an ITQ system, discard ban, area closures to protect undersized and spawning fish and mesh size regulations.

Due to the ongoing Covid-19 epidemic, Iceland in 2020 did not take part in ICES meetings but relied on its own assessment and advise, following the standards approved by ICES.

EVIDENCE

Iceland has an established Marine Policy and a structured management system⁷ covering all commercial species, including haddock⁸. There is a principal Act (*last amendment No 116/2006*)⁹ and a number of supporting Acts and Regulations for the management of the fishery.¹⁰ Article 1 in the principal act states the overall objective for Icelandic fisheries management: *The exploitable marine stocks of the Icelandic fishing banks are the common property of the Icelandic nation. The objective of this Act is to promote their*

7 <http://www.fiskistofa.is/english/fisheries-management/>

8 <https://www.government.is/topics/business-and-industry/fisheries-in-iceland/>
and

<https://www.government.is/topics/business-and-industry/fisheries-in-iceland/fisheries-management/>

9 <https://www.althingi.is/lagas/nuna/2006116.html>

10 https://vefbirting.prentmetoddi.is/raduneyti/stjorn_fiskveida_2020-21/66/

conservation and efficient utilisation, thereby ensuring stable employment and settlement throughout Iceland. Policies incorporate a number of International Agreements and declarations¹¹, including; UN Convention of the Law of the Sea, Agenda 21 of the Rio Declaration, FAO Code of Conduct for Responsible Fisheries and the International Plan of Action to prevent, deter and eliminate Illegal, Unregulated and Unreported Fishing.

There are a number of inter-related government agencies within the system under the direction of the Ministry of Industries and Innovation which has ultimate responsibility.

The Ministry of Industries and Innovation¹² in Iceland is the principal management organization responsible for Icelandic fisheries and has the ultimate responsibility for fisheries management. They act according to law issued by the parliament (Althingi), and according to advice from the Marine and Freshwater Research Institute (MFRI). The ministry now (after 2012) covers all sectors of ordinary business and economic activity. Two ministers share the responsibilities, one for fisheries and agriculture and one for tourism, industry and innovation. Overall responsibilities in the fisheries sector include:

- Fisheries Management
- Research, conservation and utilization of fish stocks, other living marine resources of the ocean and the seabed and management of areas where these resources can be harvested
- Research and control of production and import of fisheries products
- Mariculture of marine species
- Supporting the research, development and innovation in the fisheries sector

The executive body is the **Fisheries Directorate (Fiskistofa)**¹³, which is responsible for the implementation of Fishery Regulations on behalf of the Ministry. Key functions of the Directorate of Fisheries include:

- Implementation of regulations
- Collection and collation of fishery catch data
- Supporting research, survey work
- Supporting Coastguard and surveillance activities
- Managing and policing the Icelandic ITQ system

A large part of the at sea surveillance falls directly under the responsibility of the Icelandic Coast Guard.

The Icelandic Coast Guard¹⁴ (ICG) is responsible for control at sea, both of the catches and the quality of the vessels. It performs sea and air patrols of Iceland's 200-mile exclusive economic zone and 12-mile territorial waters, and monitoring of fishing within the zone in consultation with the Marine and Freshwater Research Institute and Ministry of Industries and Innovation. The Coast Guard operates the Icelandic Maritime Traffic Service within its operations centre which has a key role in ensuring safety at sea, but can also take action if the behaviour of a fishing vessels is unusual.

The **Marine and Freshwater Research Institute (MFRI)**¹⁵ conducts a wide range of marine research and now provides the Ministry with scientific advice as Marine Research Institute (MRI) did previously. MFRI was established on July 1, 2016 as a result of a merger of two inveterate Icelandic research institutes, the Institute of Freshwater Fisheries (founded in 1946), and the MRI (founded in 1965).¹⁶ MFRI has wide international cooperation in all major fields of marine science, as indicated by its publication record¹⁷.

11 <https://www.government.is/topics/business-and-industry/fisheries-in-iceland/international-policy/>

12 <http://eng.atvinnuvegaraduneyti.is/>

13 <http://www.fiskistofa.is/english>

14 <http://www.lhg.is/english>

15 <https://www.hafogvatn.is>

16 <http://www.althingi.is/lagas/nuna/2015112.html>

17 <https://www.hafogvatn.is/is/midlun/utgafa/ritaskra>

Limiting the total annual catch of haddock is achieved primarily by an annual TAC. The TAC is set by the Ministry taking advice from MFRI, which is responsible for collecting and analysing scientific data on the stock. Management also includes fora for consultation with stakeholders. The overall TAC is distributed on vessels as individual transferable quotas (ITQ), managed by the Directorate. The ITQ system has evolved gradually in Icelandic fisheries management and was fully implemented in 1990. The legal basis for the ITQ system is the principal fisheries management act (116/2006)¹⁸. The main elements are:

- Each vessel is assigned a quota share (%) in each stock, initially based primarily on catch history over a reference period.
- The annual allowable catch for each vessel from each stock is obtained by multiplying the TAC of the year and the vessel's quota share (as a proportion).
- Quotas can be transferred between vessels; this applies both to quota shares and annual catch allotments, and in some cases between species. Quota transfer is mainly intended to promote rationalization and thus increase profitability in the industry.
- To reduce the incentive for high-grading, undersized fish that is caught has to be sold. Only part of the catch is subtracted from the quota. The fisher gets a strongly reduced price and the surplus goes to a fund to promote scientific work of the MFRI.

A coastal fishery is permitted under quotas aside from the ITQ system: Coastal fishing allocations are¹⁹ not based on vessels' quota share; have a limited amount and have a series of applicable provisions²⁰. These are designed to support local communities. General fishing permits are of two types, a general fishing permit with a catch quota and a general fishing permit with a hook-and-line catch quota²¹.

Supportive measures include area closures (temporary and permanent) and gear restrictions. Both permanent and temporary closures are in effect. The permanent closures can be for the whole year or seasonal, and apply to specific gears, like trawl and long line²². The general minimum mesh size in trawls is 135 mm. There is extensive control and monitoring of landings. Discards are prohibited, as discussed in Section 1.2.

Normally, the MFRI advice is based on calculations done within the framework of ICES (The International Council for Exploration of the Sea) by the ICES North-Western Working Group (NWWG) according to standards approved by ICES in regular benchmark assessments²³. ICES provides advice, which normally, but not necessarily is followed by MFRI and subsequently by the Ministry. The ministry also seeks advice from ICES on management plans.

In 2020, because of the ongoing Covid 19 epidemic, Iceland did not participate in ICES meetings²⁴. The advice was made by MFRI according to the management plan, following ICES standards, based on an assessment performed by MFRI that was similar to the NWWG assessment.

There is a management plan in place for most commercial stocks, including haddock, with a general objective stated as: *The management strategy for Icelandic fish stocks, in general, is to maintain the exploitation rate at the level which is consistent with the Precautionary Approach and that generates maximum sustainable*

18 <https://www.althingi.is/lagas/nuna/2006116.html>

19 <http://www.fiskistofa.is/veidar/aflaheimildir/byggdakovti/>

20 <http://www.fiskistofa.is/fiskveidistjorn/umfiskveidistjornunarkerfid/strandveidar/>

21 <https://www.sciencedirect.com/science/article/pii/S0308597X16302238>

22 Closure for long line: <https://www.reglugerd.is/reglugerdir/eftir-raduneytum/atvinnuvega—og-nyskopunarraduneyti/nr/21661>,

Closure for trawl: <https://www.reglugerd.is/reglugerdir/eftir-raduneytum/atvinnuvega—og-nyskopunarraduneyti/nr/21660>

23 <http://www.ices.dk/sites/pub/Publication%20Reports/Expert%20Group%20Report/acom/2019/WKICEMSE/WKICE%20MSE%20Report%202019.pdf>

24 <http://www.ices.dk/sites/pub/Publication%20Reports/Expert%20Group%20Report/Fisheries%20Resources%20Steering%20Group/2020/NWWG/03%20NWWG%202020%20Report%20-%20Sec%2001%20Introduction.pdf>

*yield (MSY) in the long term.*²⁵ When harvest rules have been established, as for saithe, the Ministry recognizes an obligation to set the TAC accordingly. The management plan for haddock was first examined and approved by ICES in 2013²⁶ and revised in 2019²⁷ The plan is publicly available ²⁸.

25 <https://www.government.is/topics/business-and-industry/fisheries-in-iceland/>

26

<http://www.ices.dk/sites/pub/Publication%20Reports/Advice/2013/Special%20requests/Iceland%20longterm%20MP%20for%20Icelandic%20haddock.pdf>

27 [http://www.ices.dk/sites/pub/Publication%20Reports/Advice/2019/Special Requests/iceland.2019.07.pdf](http://www.ices.dk/sites/pub/Publication%20Reports/Advice/2019/Special%20Requests/iceland.2019.07.pdf)

28 <https://www.government.is/topics/business-and-industry/fisheries-in-iceland/>

Clause 1.2 – Research and Assessment

Supporting Clauses:	1.2.1, 1.2.2, 1.2.3, 1.2.4 and sub-clauses, 1.2.5, 1.2.6, 1.2.7		
Important Note:	<p>Clause 1.2.1: Text added (Bold) in IRFM Standard v2.0: <i>“A competent research institute or arrangement shall collect and/or compile the necessary data and carry out scientific research and assessment of the state of fish stocks and the condition of the ecosystem. Research results shall be made public in a timely and readily understood fashion.”</i></p> <p>Minor change – Dissemination of research results addressed specifically below.</p>		
Clause Guidance:	<p><i>The relevant data collected/compiled by the relevant authorities shall be appropriate to the chosen method of stock assessment and sufficient for its execution, in line with assessing the size and/or productivity of the fish stock(s) under consideration. The determination of suitable conservation and management measures shall include or take account of total fishing mortality from all sources (including discards, incidental mortality and catches in other fisheries). Furthermore, there shall be active collaboration with international scientific organizations for stock assessment activities and review, and, in cases where the stock under consideration is a shared stock or a straddling stock or a highly migratory stock, there shall be scientific cooperation at the relevant bilateral, regional or international level for obtaining data and/or conducting stock assessments and/or providing advice, as appropriate.</i></p>		
Evidence Rating:	Low <input type="checkbox"/>	Medium <input type="checkbox"/>	High <input checked="" type="checkbox"/>
Non-conformance:	Critical <input type="checkbox"/>	Major <input type="checkbox"/>	Minor <input type="checkbox"/>
<p>SUMMARY EVIDENCE</p> <p>There is an established assessment method (‘Muppet’) for Icelandic haddock, which is approved by ICES. It is a forward projecting combined assessment model and simulation tool, fitted to commercial total catch and catch at age data and a survey indices from the Icelandic bottom trawl surveys in the spring and in the autumn. Catch numbers at age are obtained by combining landings statistics with samples from the landings, obtained through an organized sampling regime. The assessment is normally done within ICES by the North-Western Working Group (NWWG). Due to the ongoing Covid-19 epidemic, Iceland in 2020 did not take part in ICES meetings but relied on its own assessment and advice, following the standards approved by ICES. International review is through ICES. Iceland also has a broad international cooperation on matters relevant to the fishery in several other organisations.</p>			
<p>EVIDENCE</p> <p>Haddock in Icelandic waters is regarded as a local stock and managed exclusively by Iceland. Haddock is found all around the Icelandic coast, but principally in the relatively warm waters off the west and south coast, in fairly shallow waters (50-200 m depth).</p> <p>In recent years a larger part of the fishable stock has been found off the north coast and in warm periods a large part of the immature fish have been off the north coast of Iceland. The location of catches has shifted accordingly (see Figure below).</p>			

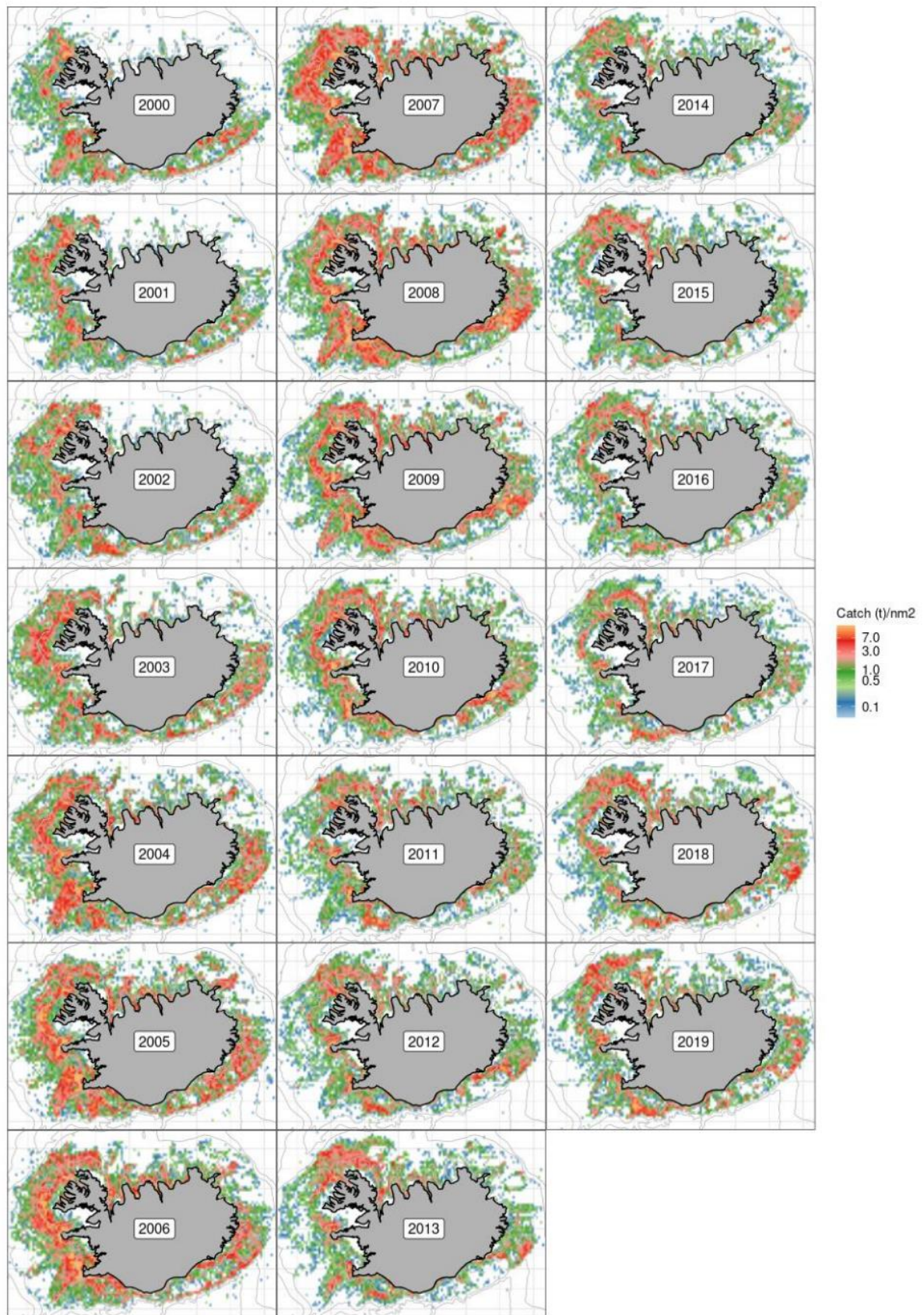


Figure 1. Location of catches of haddock.

Spawning has historically been limited to the southern waters. 0-group and juveniles from the stock are occasionally found in East Greenland waters (ICES area 14). Apart from this, larval drifts links with other areas have not been found.

In 2020, due to the Covid-19 epidemic, Iceland did not participate in the NWWG, but performed the assessment and provided advice on its own. The procedures approved by ICES were followed. No advice was requested from ICES by Iceland in 2020. The advice by MFRI²⁹ followed the ICES standards and the harvest rule, and is publicly available.

Assessment data. The observations that go into the assessment is catches in tonnes and in numbers at age and age-disaggregated indices from the bottom trawl surveys in the spring and autumn.

Catch data. In Iceland, the fishery for haddock is conducted with bottom trawl and long-line. The share of long-line has been increasing, and at present they have about equal shares. Other tools, like Danish seine, take a minor part. Most long-line catches are taken in inshore waters, where trawlers are not allowed to operate.

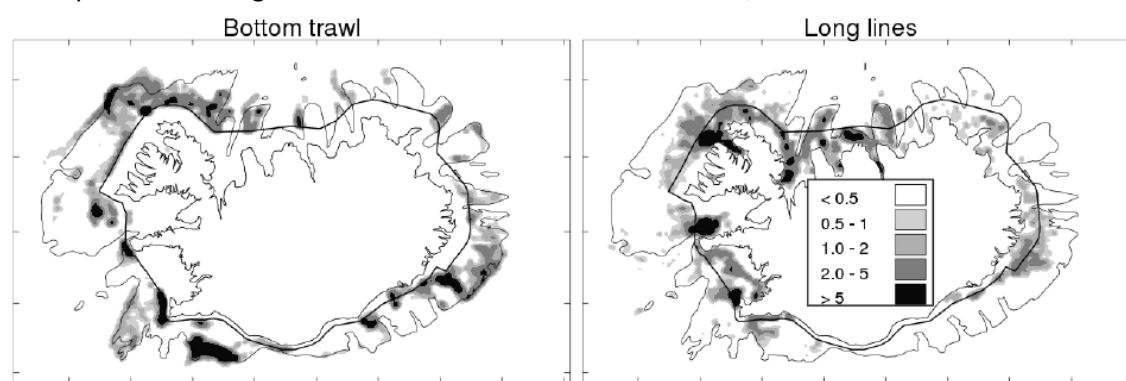


Figure 2. Spatial distribution of landings in 6 years since 1993. The legend shows tonnes per square nautical mile, data being based on logbooks. The 200 m depth contour is shown.

The sampling of catches³⁰ is fully computerised and directly linked to the daily landings statistics available from the Directorate of Fisheries. The sampling design is based on getting a certain number of samples per tonnes landed stratified by area landed, gear and time. For each fleet/gear and each landing strata there is a specific target of landings value; once the cumulative daily landings value pass the target value an automatic request is made to the sampling team for a sample to be taken. For the trawl fisheries, this seems to work well, while the coverage of the long line catches is less complete (Figure 3). There may be logistic problems, in particular if the landing site is far away from the nearest available observer.³¹

29 <https://www.hafogvatn.is/static/extras/images/02-haddock1206937.pdf>

30

http://www.ices.dk/sites/pub/Publication%20Reports/Expert%20Group%20Report/acom/2015/WKICE%20015/wkice_2015_final.pdf

31 Communicated at meeting with the Directorate 13 Jan. 2021.

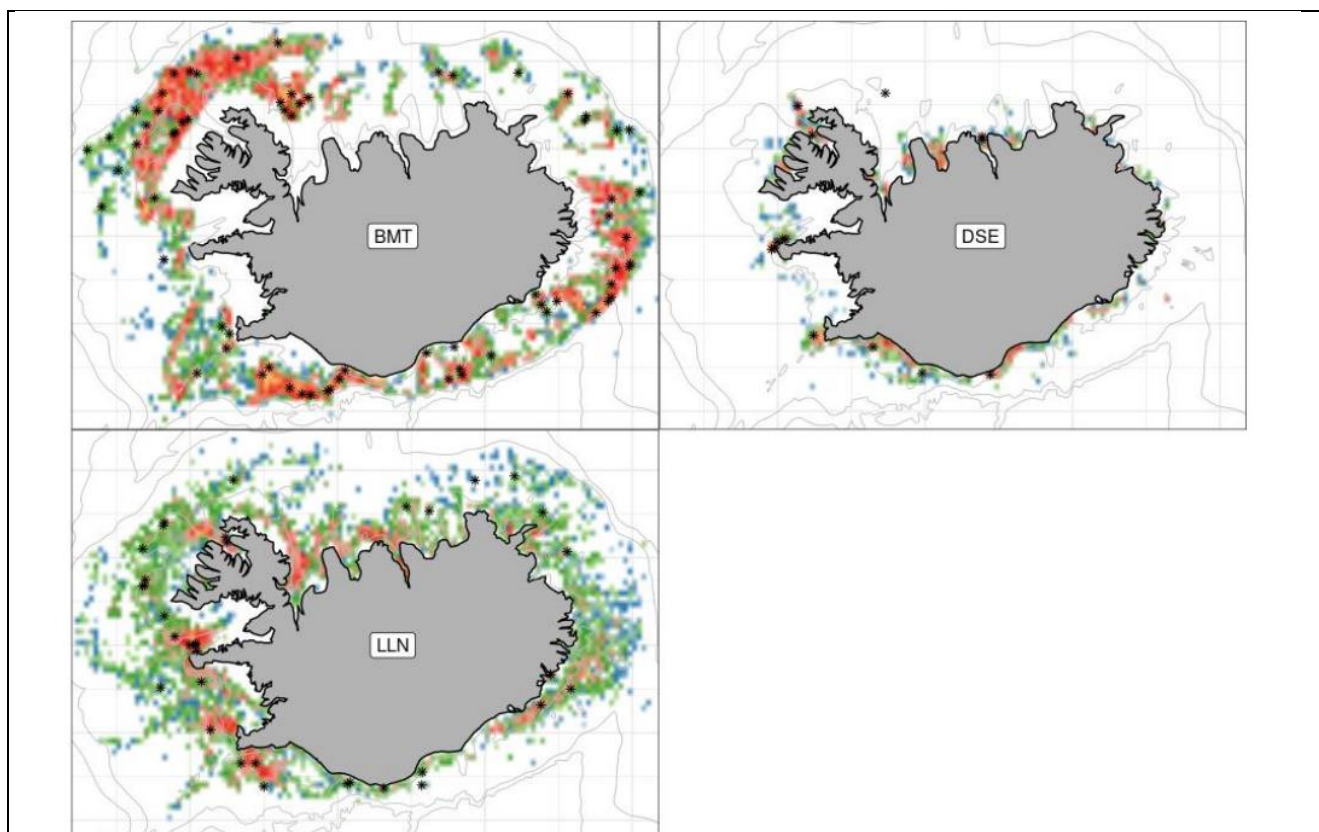


Figure 3. Haddock in 5a. Fishing grounds in 2019 as reported in logbooks (tiles) and positions of samples taken from landings (asterisks) by main gear types. BMT: Bottom trawl, LLN: Long line, DSE: Danish seine.

Most of the age samples are taken from landings by the branches of the MRI but the rest by observers from the Directorate of Fisheries. Sample timing is dictated by the amount landed by certain gear within a certain region, but sampling is not directed towards specific species. The daily landings records are linked to the sampling system, such that ‘a call’ for a sample occurs automatically. The logistics may sometimes be problematic, both because of availability of staff and of sorting on board. The coverage seems to include the most common fishing grounds for haddock, in particular in the trawl fishery.

All Icelandic catches of haddock (as well as all other commercial fish) have to be landed in authorized ports and weighed by authorized weighers.³² Almost all haddock is landed gutted and the weights are rescaled to ungutted by dividing by 0.84. The exact value of the true scaling factor may vary, but as this is only a scaling, it is not critical. These landings are reported to the Directorate and are the primary source of catch data.

Discards. In Iceland, discards are prohibited³³ and are generally assumed to be minor, although direct measurements of discards is problematic and incomplete. Discards are not included in the assessment. MFRI does systematic comparisons of length distributions in catches of cod and haddock with and without inspectors from the Directorate on board³⁴ of fishing vessels. Discarding of haddock is low (<5% by numbers since 2007, <1% by weight since 2010), but could potentially increase in years with incoming strong year classes.

Survey data.

There is a spring groundfish survey and an autumn groundfish survey, both covering the whole Icelandic EEZ (Figure 4). These surveys are more extensive than most surveys that are used around the world for routine

32 <https://www.reglugerd.is/reglugerdir/eftir-raduneytum/sjavarutvegsraduneyti/nr/20213>

33 <https://www.althingi.is/lagas/nuna/1996057.html>

34 <https://www.hafogvatn.is/static/research/files/1608029972-hv2020-41.pdf>

assessments (530 stations in the spring survey, 380 stations in the autumn survey) There are only minor changes from year to year in the coverage. An extensive survey protocol is available³⁵.

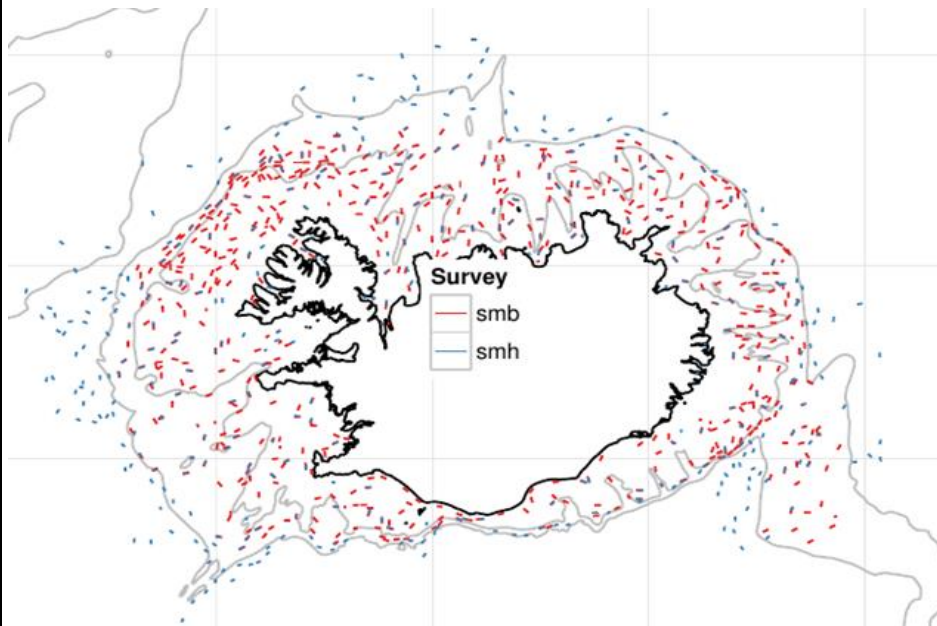


Figure 4. Stations in the Spring groundfish survey (and Autumn groundfish survey (blue)).

The surveys are used for most assessments of demersal stocks in Iceland. For haddock, both surveys are used. At the benchmark process in 2019³⁶, the assessment method was changed from an ADAPT type model to a forward projecting combined assessment model and simulation tool (MUPPET: Multi Use Pre Programmed Ecosystem Toolbox Set of ADMB programs for harvest control simulations), similar, but not identical to that used for saithe.³⁷

It is fitted to commercial total catch and catch at age data and a survey indices from the Icelandic bottom trawl surveys in the spring and in the autumn. A special feature is that the selection is defined by weight rather than age. This is done because of indications of density dependent growth associated with strong year class variation. The model is set up so that both stock assessment and predictions are done at the same time. A management plan was also approved as part of the benchmark in 2019.

Data shall be appropriate. The data outlined above are relevant and sufficient for assessing the stock using the software described above. The residual patterns do not indicate major problems (Figure 5)

³⁵ <https://www.hafogvatn.is/static/research/files/fjolrit-156.pdf>

³⁶

<http://www.ices.dk/sites/pub/Publication%20Reports/Expert%20Group%20Report/acom/2019/WKICEMSE/WKICEMSE%20Report%202019.pdf>

³⁷ https://github.com/Hafro/Muppet_HCR

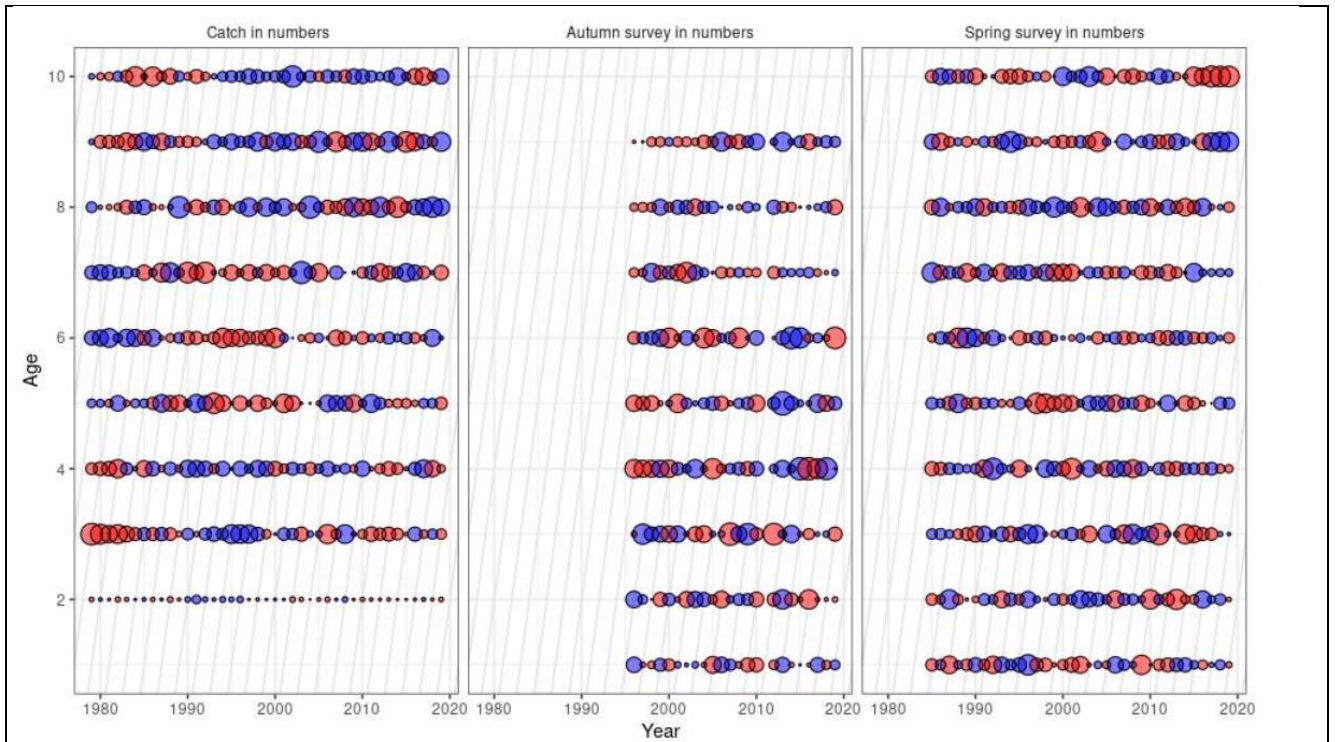


Figure 5. Residuals from the model. Red circles indicate negative residuals (observed < modelled), while blue positive. Residuals are proportional to the area of the circles.

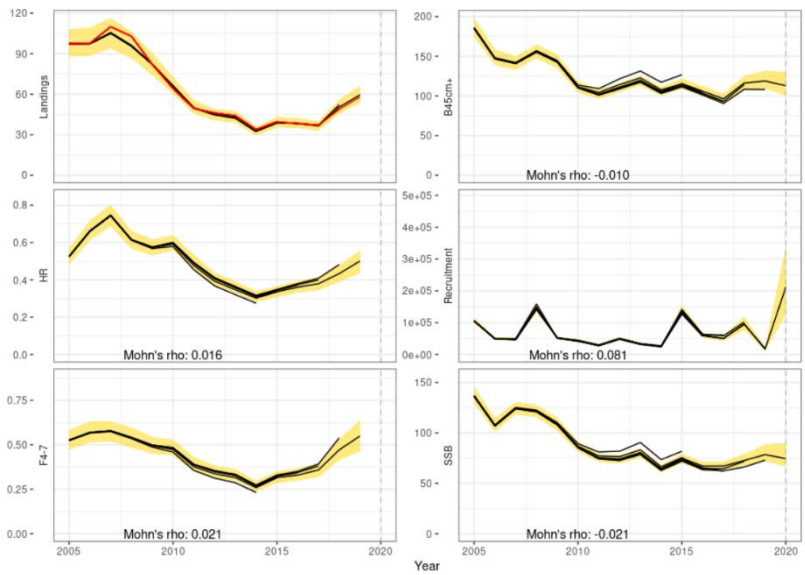


Figure 6. Analytical retrospective analysis of the assessment of haddock.

The retrospective deviations are small, as shown above. At the benchmark, the CV of the analytic retrospective error was estimated at 0.076, while the CV of the historical error (which includes other assessment methods) was 0.147. The autocorrelation of the analytical error was close to 0.

International cooperation and review

Normally, the assessment is conducted by the ICES North-Western Working Group (NWWG), where stakeholder nations participate. In 2020, because of the ongoing Covid 19 epidemic, Iceland did not participate

in NWWG and ICES did not provide a formal advice. MFRI provided its own assessment³⁸ and the advice was made by MFRI³⁹, both following ICES standards, as approved in the benchmark-process and harvest rule evaluation by ICES in 2019.

Iceland has broad international scientific cooperation through organisations such as [the Northeast Atlantic Fisheries Commission](#) (NEAFC)⁴⁰, [the Northwest Atlantic Fisheries Organization](#) (NAFO)⁴¹, and [the North Atlantic Marine Mammal Commission](#) (NAMMCO)⁴². Icelandic scientists have been involved in many international projects arranged by these organizations and in co-operative projects with research institutes and universities.

As discussed above, haddock is regarded as a domestic Icelandic stock.

Research results are made public in a timely and readily understood fashion

The assessment is normally done by the ICES North-Western Working Group (NWWG). Then ICES provides advice based on the results from NWWG. Once released, the advice and the NWWG report are available at the ICES website. MFRI provides its own assessment and advice, which for practical purposes normally does not deviate from that of ICES. In 2020, the MFRI advice was made without an advice from ICES, but following the harvest rule approved by ICES. MFRI provides an overview of the state and the advice for all major Icelandic stocks on its website⁴³. The final advice to Icelandic authorities is provided by MFRI. The MFRI advice follows the advice from ICES unless there are strong reasons to deviate from it.

38 https://www.hafogvatn.is/static/extras/images/02-haddock_tr1206935.pdf

39 <https://www.hafogvatn.is/static/extras/images/02-haddock1206937.pdf>

40 <http://www.neafc.org/>

41 <http://www.nafo.int/>

42 <http://www.nammco.no/>

43 <https://www.hafogvatn.is/is/veidiradgjof>

Clause 1.3 – Stock under Consideration, Harvesting Policy and the Precautionary Approach

Clause 1.3.1 – The Precautionary Approach

Supporting Clauses:	1.3.1.1, 1.3.1.2, 1.3.1.3, 1.3.1.4, 1.3.1.5, 1.3.1.6		
Important Note:	No changes to Clauses in IRFM Standard v2.0.		
Clause Guidance:	<i>The precautionary approach shall be implemented, as specified in the Fisheries Management Plan, to effectively protect the stock under consideration. Accordingly, relevant uncertainties shall be taken into account through a suitable method of risk assessment, appropriate reference points shall be determined, and specified remedial actions shall be taken if reference points are approached or exceeded.</i>		
Evidence Rating:	Low <input type="checkbox"/>	Medium <input type="checkbox"/>	High <input checked="" type="checkbox"/>
Non-conformance:	Critical <input type="checkbox"/>	Major <input type="checkbox"/>	Minor <input type="checkbox"/>
SUMMARY EVIDENCE			
<p>The lowest observed point estimate of the SSB is taken as a limit biomass (Blim), as is standard practice when there is no apparent reduction of recruitment at that SSB. A precautionary reference point Bpa was set at $Blim * 1.4$, which is ICES standard practice. Mortality reference points were derived from that according to standard ICES procedures.</p>			
EVIDENCE			
<p>Reference points were defined at the benchmark/management plan evaluation in 2019⁴⁴. They were approved by ICES and adopted by Icelandic authorities. Compatible reference points are incorporated in the management plan. The values are tabulated in the table below, taken from the MFRI advice⁴⁵.</p> <p>Precautionary reference points were defined according to ICES guidelines. The limit biomass (Blim) was set at the lowest SSB in the time series (35.5 kt in 1987), as there is no evidence of impaired recruitment in the series (Figure 7). The precautionary biomass Bpa was set at $Blim * 1.4 = 49.4$ kt, which is ICES standard practise, to take assessment error into account assuming a standard CV of 0.2).</p> <p>Limit and precautionary harvest rates (HRs), as proxies for fishing mortality, were set using simulations taking uncertainties in recruitment, growth and maturity into account. HRlim was set as the HR leading to Blim with 50% probability. Flim was set as the equilibrium fishing mortality when HRlim is applied. Fpa is defined as the $Flim * e^{-1.645\sigma}$ where σ is the CV of the estimated fishing mortality in the assessment year. HRpa was set as the harvest rate that would lead to the equilibrium fishing mortality of Fpa.</p>			
<p>Table 5. Precautionary and MSY reference points.</p>			

44

<http://www.ices.dk/sites/pub/Publication%20Reports/Expert%20Group%20Report/acom/2019/WKICEMSE/WKICEMSE%20Report%202019.pdf>

45

https://www.hafogvatn.is/static/extras/images/02-haddock_tr1206935.pdf

Nálgun Framework	Gátmörk Reference point	Gildi Value	Grundvöllur Basis
Aflaregla Management plan	MGT $B_{trigger}$	49 400 t	Slembireikningar Stochastic simulations (ICES 2019)
	HR_{MGT}	0.35	Aflaregla Management plan
Hámarksafkrakstur MSY approach	HR_{MSY}	0.35	Slembireikningar Stochastic simulations (ICES 2019)
	MSY $B_{trigger}$	49 400 t	B_{pa}
Varúðarnálgun Precautionary approach	B_{lim}	35 500 t	B_{loss}
	B_{pa}	49 400 t	$B_{lim} \times e^{-1.645 \times 0.2}$
	F_{lim}	0.71	Veðiðánartala sem leiðir til þess að hrygningarstofn er yfir B_{lim} með 50% líkum Equilibrium F which will maintain the stock above B_{lim} with a 50% probability
	F_{pa}	0.5	95% líkur á að veiðiðánartala sé undir F_{lim} 95% probability that true F is below F_{lim}
	HR_{lim}	0.63	Veðiðihlutfall sem leiðir til þess að hrygningarstofn er yfir B_{lim} með 50% líkum Equilibrium HR which will maintain the stock above B_{lim} with a 50% probability
	HR_{pa}	0.5	95% líkur á að veiðiðihlutfall sé undir HR_{lim} 95% probability that true HR is below HR_{lim}

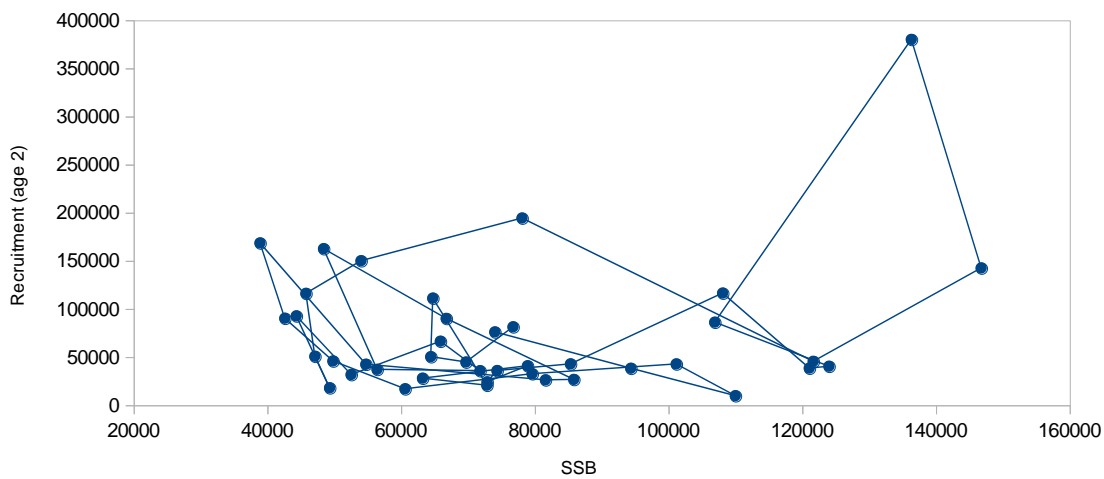


Figure 7. Stock and recruit pairs, according to the 2019 assessment.

Clause 1.3.2 – Management targets and limits

Clause 1.3.2.1 – Harvesting rate and fishing mortality

Supporting Clauses:	1.3.2.1.1, 1.3.2.1.2		
Important Note:	No changes to Clauses in IRFM Standard v2.0.		
Clause Guidance:	<i>The management target for fishing mortality (or its proxy) and the associated limit reference point, as well as the management action to be taken when the limit reference point is exceeded, shall be stated in the Fisheries Management Plan. If fishing mortality (or its proxy) is above the limit reference point, management actions shall be taken to decrease the fishing mortality (or its proxy) below the limit reference point.</i>		
Evidence Rating:	Low <input type="checkbox"/>	Medium <input type="checkbox"/>	High <input checked="" type="checkbox"/>
Non-conformance:	Critical <input type="checkbox"/>	Major <input type="checkbox"/>	Minor <input type="checkbox"/>
SUMMARY EVIDENCE			
<p>The management plan has a target harvest rate of 0.35, as a proxy for a fishing mortality. The rule also has a trigger biomass with the same value as Bpa below which the harvest rate is reduced with a factor SSB/Btrigger. The probability of bringing SSB below the limit is below 5% and the long term yield is close to MSY. The risk evaluation assumes that the TAC is set according to the target harvest rate. If the subsequent estimate of realized harvest rate is different, the obvious recipe would be to apply the rule next year.</p>			
EVIDENCE			
<p>The haddock management plan prescribes an exploitation with a harvest rate of 0.35 (TAC/Reference biomass), where the reference biomass is the biomass of fish 45cm and larger at the advisory year. A similar rule has been in effect since 2013, but the present rule has a slightly lower harvest rate.</p> <p><i>The Harvest Control Rule (HCR)⁴⁶ is applied to calculate the annual total allowable catch (TAC) based on 35% (HR_{MGT}) of the biomass of 45cm and larger haddock in the advisory year (B_{45cm+,y+1}). The TAC for the fishing year y/y+1 (September 1 of year y to August 31 of year y+1) is calculated as follows:</i></p> $TAC_{y/y+1} = HR_{MGT} * B_{45cm+,y+1}$ <p><i>If the spawning stock biomass (SSB) falls below 49 400 tonnes (MGT B_{trigger}), the HCR dictates that harvest rate shall be reduced linearly to zero based on the ratio of the SSB estimated and MGT B_{trigger} the TAC for the fishing year y/y+1 is then calculated as:</i></p> $TAC_{y/y+1} = HR_{MGT} * SSB / MGT B_{trigger} * B_{45cm+,y+1}$ <p>This HCR has been evaluated by ICES and found to be consistent with the precautionary approach and in accordance with the ICES MSY approach⁴⁷, with the modifications incorporated in the final plan. The probability of bringing SSB below the limit was found to be below 5% and the long-term yield is close to MSY. The risk evaluation assumes that the TAC is set according to the target harvest rate. If the subsequent estimate of realized harvest rate is different, the obvious recipe would be to apply the rule next year.</p>			

46 https://www.hafogvatn.is/static/extras/images/02-haddock_tr1206935.pdf

47 http://www.ices.dk/sites/pub/Publication%20Reports/Advice/2019/Special_Requests/iceland.2019.07.pdf

Clause 1.3.2.2 – Stock biomass

Supporting Clauses:	1.3.2.2.1, 1.3.2.2.2, 1.3.2.2.3, 1.3.2.2.4		
Important Note:	No changes to Clauses in IRFM Standard v2.0.		
Clause Guidance:	<i>The long term management target for stock size (biomass), either explicit or implicit depending on management approach, and limit reference points consistent with the objective of promoting optimum utilization, shall be specified. Furthermore, limits or directions for stock size (or its proxy), consistent with avoiding recruitment overfishing shall be specified and should the estimated stock size approach B_{lim} (or its proxy), then appropriate management action shall be taken with the objective of restoring stock size to levels above B_{lim} (or its proxy) with high probability within a reasonable time frame.</i>		
Evidence Rating:	Low <input type="checkbox"/>	Medium <input type="checkbox"/>	High <input checked="" type="checkbox"/>
Non-conformance:	Critical <input type="checkbox"/>	Major <input type="checkbox"/>	Minor <input type="checkbox"/>
			None <input checked="" type="checkbox"/>

SUMMARY EVIDENCE

A target biomass has not been defined, as the primary management tool is an exploitation measure (harvest rate), which should lead to near maximum catches in the long term. The harvest rule has a trigger spawning biomass below which the harvest rate shall be reduced. According to simulations, the probability of reaching the limit with this harvest rate is very small. If needed, there is the legal framework and a suite of control measures available to management to take further action.

EVIDENCE

A long-term target for the stock biomass is not defined explicitly, as the harvest strategy is defined in terms of mortality. However, the expected long-term yield by following the rule was tested by the simulations and found to be near the maximum obtainable. The harvest rule has a trigger spawning biomass at 49400 tonnes, below which the harvest rate shall be reduced, as described under Clause 1.3.2.1. A limit spawning biomass is defined at 35500 tonnes. This is set at the lowest observed value in the historical time series, as explained in Clause 1.3.1. The stock is currently above its target biomass, as shown below.

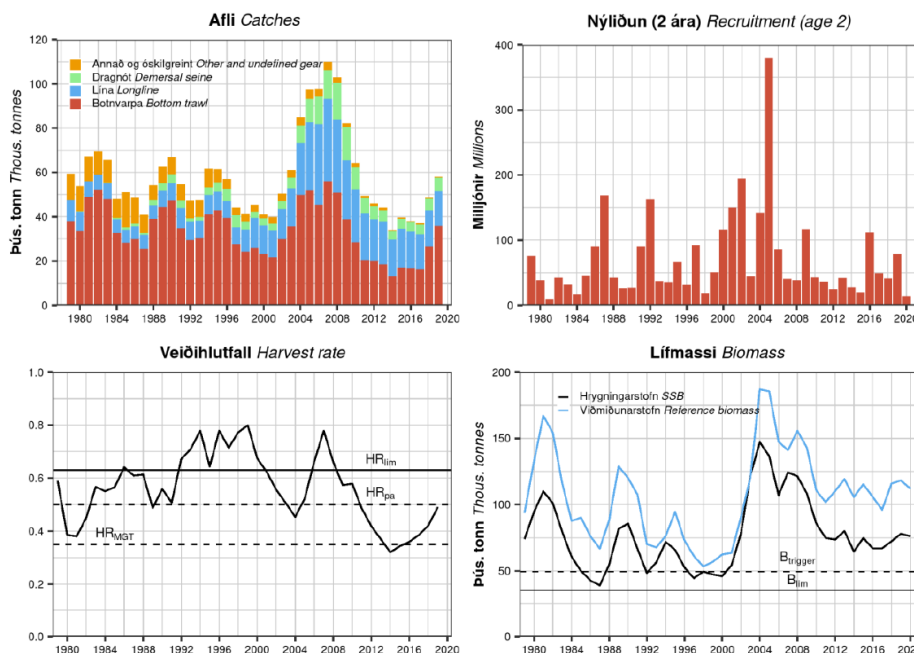


Figure 8. Catch by gear type, recruitment, harvest rate, reference stock biomass (≥ 45 cm) and spawning stock biomass (SSB).

The target harvest rate in the management plan is the highest that is associated with a near maximum long-term yield and a low probability (<5%) of bringing the spawning biomass below the limit spawning biomass. The rule, together with strong mechanisms for implementation and enforcement, are regarded as sufficient to protect against overfishing. In addition there are supportive measures (area closures, gear restrictions, discard ban, strict landings control and control at sea) that contribute to keeping exploitation under control.

Clause 1.3.2.3 – Stock biology and life-cycle (Structure and resilience)

Supporting Clauses:	1.3.2.3.1, 1.3.2.3.2, 1.3.2.3.3		
Important Note:	Old Clause 1.3.2.3.3 removed from Standard in IRFM Standard v2.0.		
Clause Guidance:	<i>Information on the biology, life-cycle and structure of the stock shall be taken into account and consideration shall be given to measures designed to avoid excessive exploitation of spawning components at spawning time, as appropriate, especially at times when biomass (SSB) may approach the level of the limit reference point (B_{lim}). Relevant gear selectivity properties for the protection of juvenile fish shall be specified, as appropriate. Consideration shall also be given to measures designed to limit fishing mortality of juvenile fish, e.g. through temporary closures to fishing of areas containing a high proportion of juveniles of stock under consideration, with the objective of reducing the likelihood of growth overfishing and increasing the contribution of year classes to the spawning stock.</i>		
Evidence Rating:	Low <input type="checkbox"/>	Medium <input type="checkbox"/>	High <input checked="" type="checkbox"/>
Non-conformance:	Critical <input type="checkbox"/>	Major <input type="checkbox"/>	Minor <input type="checkbox"/>
SUMMARY EVIDENCE			
<p>Protective measures include area closures (permanent and temporary in real time) to protect spawners and juveniles. They are mostly directed towards cod, but may offer some protection to haddock as well. Temporary closures have been triggered by undersized haddock about once per year. There are mesh size regulations, a discard ban and special arrangements for payment of undersized fish that is landed.</p>			
EVIDENCE			
<p>Haddock in Icelandic waters is regarded as a local stock, which is confined to Icelandic waters. It is distributed all around the island with a more northerly distribution in recent years. Haddock spawns mainly in the South in the spring. Information about stock structure (meta-population) of haddock in Icelandic waters is limited, but there does not seem to be separate sub-stocks.</p> <p>There is an extensive system of closures to protect both spawners at spawning time and juveniles. These closures are mainly directed at protecting cod, but may offer some protection to haddock as well. Area closures can be permanent or temporary. Permanent closures are according to regulations by the Ministry and can be valid for parts of the year or the whole year. They are intended to protect spawning grounds, nursery areas, vulnerable habitats etc. and most of them have been in place for many years (Figure 9)⁴⁸. Temporary closures are as a rule triggered by reports from the Coast Guard, Directorate or others of too much undersized fish. For haddock, that happens occasionally, since 2018 it has been once each year. Recently, the Directorate has taken over the administration of these closures from the MFRI. Such closures are introduced on short notice (hours) and are valid for 3 weeks. The system for announcing them is under revision these days⁴⁹.</p>			

48 [This map was previously available at http://www.fiskistofa.is/fiskveidistjorn/veidibann/reglugerdarlokanir/](http://www.fiskistofa.is/fiskveidistjorn/veidibann/reglugerdarlokanir/)
 Presently, one gets directed to a solution in Google earth where the link <http://uv.fiskistofa.is/uv.kml> provides very detailed information on locations of interest

49 Communicated by the Directorate in net meeting 13 Jan. 2021.

Clause 1.4 – External Scientific Review

Supporting Clauses:	1.4.1, 1.4.2		
Important Note:	No changes to Clauses in IRFM Standard v2.0.		
Clause Guidance:	<i>For the stock under consideration the harvesting policy (including its consistency with the precautionary approach), stock assessments and advice shall be reviewed, by request from the fisheries management authorities at appropriate, regular intervals as well as when substantive changes are made in harvesting policy by an appropriate international scientific body or committee. Following external scientific review, the competent fisheries management authority shall review and/or revise the harvesting policy, taking into consideration the external review, as appropriate.</i>		
Evidence Rating:	Low <input type="checkbox"/>	Medium <input type="checkbox"/>	High <input checked="" type="checkbox"/>
Non-conformance:	Critical <input type="checkbox"/>	Major <input type="checkbox"/>	Minor <input type="checkbox"/>
SUMMARY EVIDENCE			
ICES is regarded as the relevant scientific body. It organizes stock assessments, performs evaluations of management plans and advises on a wide range of issues within marine science, including fisheries management. The assessment and the management plan for haddock have developed over a number of years. The management plan was introduced in 2013 and re-evaluated and approved with some modification in 2019. The approved procedures have been followed.			
EVIDENCE			
ICES ⁵² is regarded as the relevant scientific body. It organizes stock assessments, performs evaluations of management plans and advises on a wide range of issues within marine science, including fisheries management. The assessment and the management plan for haddock have developed over a number of years. The management plan was introduced in 2013 and re-evaluated and approved with some modification in 2019. ⁵³ The approved procedures have been followed.			
As discussed in Clause 1.2, the assessment in 2020 and the advice was provided by MFRI, both following the ICES protocol.			

52 <http://www.ices.dk>

53

<http://www.ices.dk/sites/pub/Publication%20Reports/Expert%20Group%20Report/acom/2019/WKICEMSE/WKICEMSE%20Report%202019.pdf>

Clause 1.5 – Advice and Decisions on TAC

Supporting Clauses:	1.5.1, 1.5.2, 1.5.3, 1.5.4, 1.5.5, 1.5.6, 1.5.7, 1.5.8, 1.5.9, 1.5.10		
Important Note:	<p>Clause 1.5.1: Text added (Bold) in IRFM Standard v2.0: “A competent scientific body, research institute, designated advisory body or arrangement shall provide the competent fisheries management authority with fisheries advice on the harvesting of the stock under consideration, in a timely manner.”</p> <p>Minor change – Timeliness of fisheries advice addressed specifically below.</p> <p>Clause 1.5.9: Minor change to wording and text added (Bold). IRFM Standard v1.1: <i>Management agreements reached in the competent Regional Fisheries Management Organization(s) or arrangements, relevant to the stock under consideration, shall be implemented by states and effectively and uniformly executed.</i></p> <p>IRFM Standard v2.0: <i>The competent fisheries management authorities shall cooperate and actively participate in competent Regional Fisheries Management Organisation(s) (RFMOs) or arrangement(s), relevant to the stock under consideration and management agreements reached shall be implemented by fisheries authority and effectively and uniformly executed.</i></p> <p>Minor change – Management authorities’ cooperation and participation in RFMOs or arrangements addressed specifically below.</p>		
Clause Guidance:	<p><i>Appropriate scientific advice shall be provided to the competent fisheries management authority including on the appropriate value(s) for precautionary reference points. For shared stocks the setting of TAC shall take into consideration international agreements and scientific advice. Decisions on TAC shall be made and implemented in such a way as to ensure that the actual catch is as close to the intended catch as practically possible.</i></p>		
Evidence Rating:	Low <input type="checkbox"/>	Medium <input type="checkbox"/>	High <input checked="" type="checkbox"/>
Non-conformance:	Critical <input type="checkbox"/>	Major <input type="checkbox"/>	Minor <input type="checkbox"/>
SUMMARY EVIDENCE			
<p>Stock assessment and advice, including advice on harvest rules, TACs and reference points is provided by ICES. The Minister of Fisheries and Agriculture decides on the TAC of the ling stock for each fishing year (Sept – Aug) in accordance to law (Fisheries Management Act 116), based on the advice by MFRI. The MFRI advice is based on work and advice by ICES. Haddock in Icelandic waters is regarded as a local stock. Since 2013, the scientific advice has been according to the rule and quotas have been set according to the scientific advice. Since 2017, expected catches by other nations have been taken into account. Still, the total catch has consistently been above the recommended. A likely cause is the year-to-year flexibility that is permitted and transfer of quotas between species.</p>			
EVIDENCE			
<p>Stock assessment and advice, including advice on harvest rules, TACs and reference points is normally provided by ICES. The process involves all relevant nations and the advice is for all areas. The advice is taken over by local authorities and published once it is ready on the MFRI website. The advice includes the reference points as shown in Clause 1.3.1.</p> <p>The haddock stock in Iceland is regarded as a local stock, as discussed in Clause 1.2 . The Minister of Fisheries and Agriculture decides on the TAC of the haddock stock for each fishing year (Sept –Aug) in accordance with law (Fisheries Management Act 116), based on HCR and the advice mentioned above.</p>			

Adherence to the advice, including the rule, is shown in the table below. Since 2013, the scientific advice has been according to the rule and quotas have been set according to the scientific advice. Since 2017, expected catches by other nations have been taken into account when setting the TAC for the Icelandic fleet. Still, the total catch has consistently been above the recommended.

Table 6. Quotas and catches of haddock.

Fiskveiðiar Fishing year	Tillaga Rec. TAC	Aflamark National TAC	Afli Íslendinga Catches Iceland	Afli annarra þjóða Catches others	Afli alls Total catch
2010/11	45 000	50 000	50 042	243	50 285
2011/12	37 000	45 000	49 179	227	49 179
2012/13	32 000	36 000	40 481	781	40 512
2013/14	38 000	38 000	38 948	681	39 628
2014/15	30 400 ¹⁾	30 400	35 403	1 167	36 656
2015/16	36 400 ¹⁾	36 400	38 646	1 471	40 117
2016/17	34 600 ¹⁾	34 600	34 754	1 586	36 340
2017/18	41 390 ¹⁾	39 890	42 500	1 200	43 700
2018/19	57 982 ¹⁾	56 700	58 632	750	59 382
2019/20	41 823 ²⁾	40 723			
2020/21	45 389 ²⁾				

¹⁾ 40% aflaregla. 40% harvest control rule.

²⁾ 35% aflaregla. 35% harvest control rule.

In Iceland, the actual catch can deviate substantially from the TAC. A year-to-year flexibility and a transfer of quotas between species is permitted to some extent, as further discussed in Section 2. The deviations is to a large extent due to transfers between years and between species (Figure 11). Haddock is attractive, and in recent years some catches of haddock have been covered by quotas from other species.

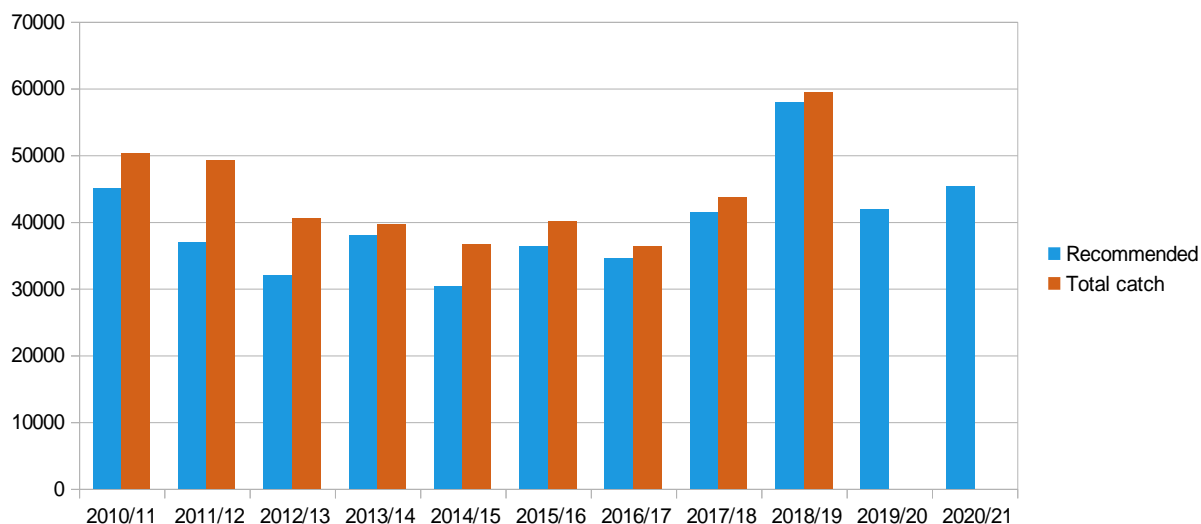


Figure 10. Recommended and realized catch.

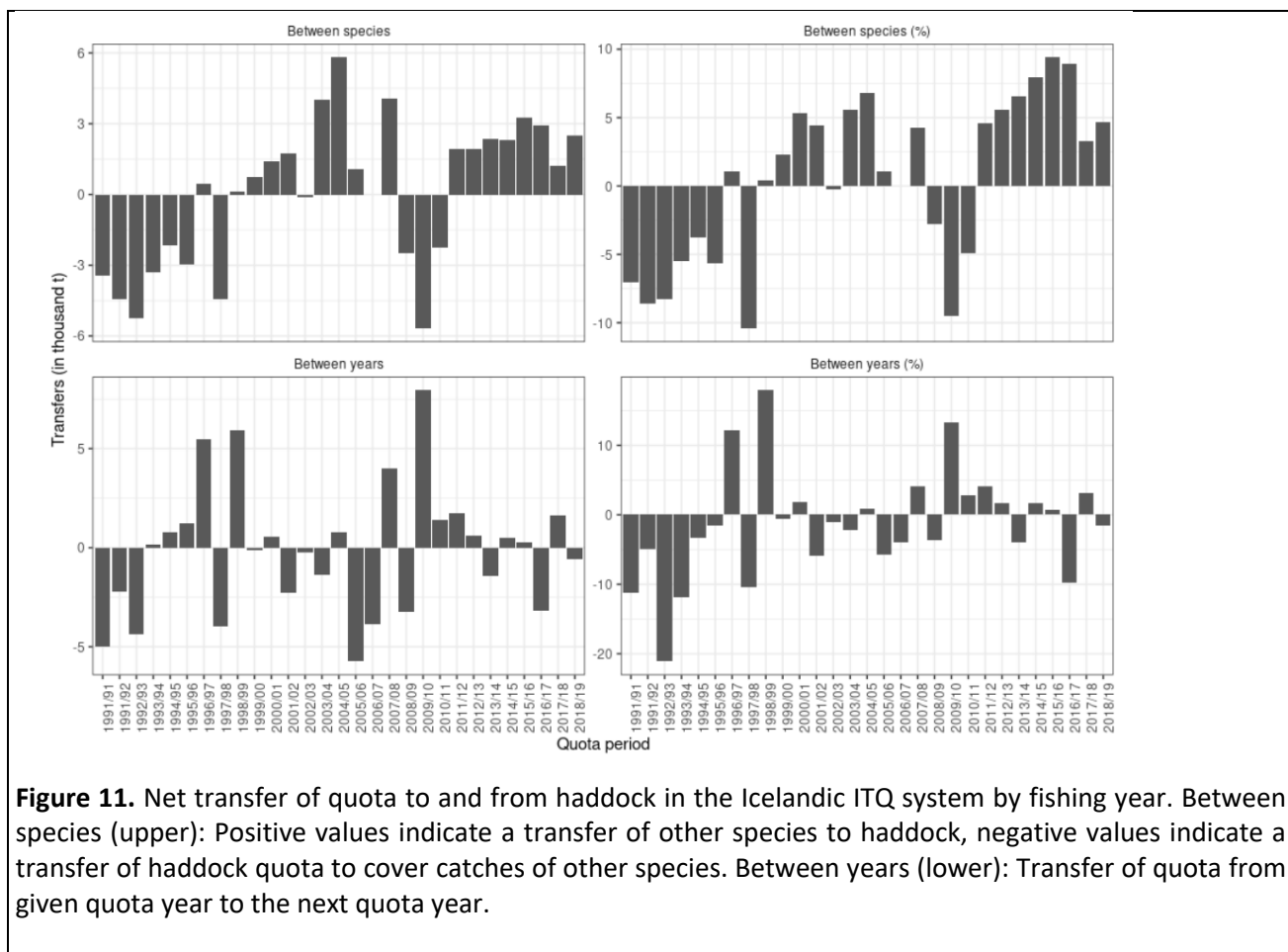


Figure 11. Net transfer of quota to and from haddock in the Icelandic ITQ system by fishing year. Between species (upper): Positive values indicate a transfer of other species to haddock, negative values indicate a transfer of haddock quota to cover catches of other species. Between years (lower): Transfer of quota from given quota year to the next quota year.

7.2. Section 2: Compliance and Monitoring

Clause 2.1 – Implementation, Compliance, Monitoring, Surveillance and Control

Supporting Clauses:	2.1.1, 2.1.2		
Important Note:	Clause 2.1.2 is new to IRFM Standard v2.0 and is scored separately in Appendix 2 .		
Clause Guidance:	<i>An effective legal and administrative framework at the local, national or regional level, as appropriate, shall be established for the fishery, and compliance shall be ensured through effective mechanisms for monitoring, surveillance, control and enforcement.</i>		
Evidence Rating:	Low <input type="checkbox"/>	Medium <input type="checkbox"/>	High <input checked="" type="checkbox"/>
Non-conformance:	Critical <input type="checkbox"/>	Major <input type="checkbox"/>	Minor <input type="checkbox"/> None <input checked="" type="checkbox"/>
SUMMARY EVIDENCE			
<p>An effective legal and administrative framework exists which is implemented by the Fisheries Directorate, part of the Ministry of Industries and Innovation. The Directorate works closely with the Coast Guard and Port Authorities. Key legislation underpinning the framework comprises the Fisheries Management Act (No. 116/2006), the Act on Fishing in Iceland’s Exclusive Economic Zone (no. 79/1997) and the Act concerning the Treatment of Commercial Marine Fish Stocks (no. 57/1996).</p> <p>Acts and regulations concerning conservation and management measures are publicly available and effectively disseminated through a number of government websites including via an annual law gazette.</p>			
EVIDENCE			
<p>The Icelandic Directorate of Fisheries is an independent administrative body responsible to the Fisheries Minister, responsible for the day to day implementation of the Act on Fisheries Management and related legislation, for day-to-day management of fisheries and for supervising the enforcement of fisheries management rules. More specifically, the Directorate of Fisheries works in accordance with the following Acts, the Directorate of Fisheries Act (no. 36/1992)⁵⁴, the Fisheries Management Act (no. 116/2006), the Act on Fishing in Iceland’s Exclusive Economic Zone (no. 79/1997), the Act concerning the Treatment of Commercial Marine Fish Stocks (no. 57/1996) and the Act on a Special Fee for Illegal Marine Catch (no. 37/1992). Accordingly, it issues fishing permits to vessels and allocates catch quotas, imposes penalties for illegal catches, supervises the transfer of quotas and quota shares between fishing vessels, monitors vessels using the VMS system e-logbooks, controls the reporting of data on the landings of individual vessels and monitors the weighing of catches⁵⁵. It also provides supervision on board fishing vessels and in ports of landing (i.e. shore based monitoring), which involves inspecting the composition of catches, fishing equipment and handling methods. It works closely with the Icelandic Coast Guard, which carries out fisheries inspection at sea, monitors the EEZ and receives required notifications from vessels, Port Authorities and the MFRI.</p> <p>A full list of regulations which was harmonised and streamlined starting in 2019 is available on the Ministry’s website⁵⁶ (see also the digital booklet for the 2020-2021 regulations at https://vefbirting.prentmetoddi.is/raduneyti/stjorn_fiskveida_2020-21/94/).</p> <p>The primary legislative instrument relating to fisheries management in Iceland and the basis for the ITQ system is the Fisheries Management Act No.116/2006⁵⁷.</p>			

⁵⁴ <https://www.althingi.is/lagas/149a/1992036.html>

⁵⁵ <http://www.fiskistofa.is/english/about-the-directorate/>

⁵⁶ <https://www.stjornarradid.is/efst-a-baugi/frettir/stok-frett/2020/09/01/Stjorn-fiskveida-2020-2021-Log-og-reglugerdir/>

⁵⁷ <https://www.ecolex.org/details/legislation/fisheries-management-act-1990-lex-faoc003455/>

The Fisheries Management Act sets out penalties for the violation of its provisions, or rules adopted by virtue of it, which are provided in detail in the Act Concerning the Treatment of Commercial Marine Fish Stocks (Act No. 57 1996⁵⁸). Provisions of the Act on a Special Fee for Illegal Marine Catch⁵⁹ are also applied as appropriate. Penalties range from the issue of reprimands by the Directorate of Fisheries and the suspension of commercial fishing permits to fines and, in cases of serious or repeated deliberate violation, imprisonment for up to six years (Article 24 and 25 of Act No. 116/2006).

Control of discarding of fish is provided for by the Treatment of Commercial Marine Stocks Act No. 57 1996, which prohibits discarding and fishing without sufficient quota. The Act requires the Directorate of Fisheries to monitor and publish information on catches of the fleet (Articles 2-3). Furthermore, the Act stipulates that all fish caught within the Icelandic EEZ, or during trips where a proportion of fishing activities take place in the EEZ, must be landed in an officially recognised port. Fiskistofa also performs check at sea to check for differences in catches of certain vessels when the Fiskistofa inspector is on board and when not, to detect discards. Some findings have been published in 2019⁶⁰ and 2020⁶¹.

Within two hours of landing catches are officially separated, weighed and recorded by accredited weighing stations and reported against the appropriate quota allocation following provisions outlined in the Act No 57, 1996 concerning the Treatment of Commercial Stocks, and Regulation No. 745/2016 on Weighing and Recording of Marine Resources⁶².

The weight registration document for each vessel is transmitted to the Fisheries Directorate who record it on their Catch Registration System (the Fisheries Directorate and Landing Ports database GAFL). The Directorate also receives the e-logbook information. During the 2021 remote audit, Fiskistofa confirmed that starting in September 2020 smaller Icelandic vessels are now required to log their catches in an app (essentially a e-logbook) which contains information on catch and bycatch, including that of marine mammals and seabirds. This follows regulation 298/2020⁶³. The App also called Afladagbókina or catch diary⁶⁴ automatically records the location of the boat during fishing and the captains then records the catch, its condition and by-catch, in a very simple way. The app replaces paper logbooks in the small boat sector, with an electronic catch recording system.

Weighing is undertaken on official port scales certified by the Fisheries Directorate and operated by individuals authorised by the Directorate. In circumstances where there are significant difficulties in using a port scale, private weighing scales can be used provided the company involved has been approved by the port authority, the scales and operators using them are certified and Fisheries Directorate inspectors have unimpeded access to the facilities. This is known as a 'Home-weighing license'. Fish markets can also be authorised to weigh catches by the Directorate.

Processed at sea catch are registered as processed weights using an officially approved yield. This is monitored and verified by the Directorate staff. Weights at landing are checked at the processing base by Directorate staff. Processed weights are converted to live weight equivalents for deduction from each

⁵⁸ <https://www.althingi.is/lagas/149a/1996057.html>

⁵⁹ <https://www.althingi.is/lagas/149a/1992037.html>

⁶⁰ <http://www.fiskistofa.is/umfiskistofu/frettir/aflasamsetning-a-botnvorpu-og-dragnotarveidum>

⁶¹ <http://www.fiskistofa.is/umfiskistofu/frettir/aflasamsetning-i-thorskanetum-og-botnvorpu>

⁶² <https://www.stjornartidindi.is/Advert.aspx?RecordID=884be309-64a5-4367-9e4d-f5e7216b6f40>

⁶³ <https://www.reglugerd.is/reglugerdir/eftir-raduneytum/atvinnuvega--og-nyskopunarraduneyti/nr/21887>

⁶⁴ <http://www.fiskistofa.is/umfiskistofu/frettir/afladagbokin-smaforrit-fyrir-rafraena-skranningu-afla>

⁶⁵ <https://www.mbl.is/200milur/frettir/2020/08/31/oll-aflaskranning-rafraen-fra-og-med-morgundeginum/>

vessel's quota and management purposes by staff at the Directorate. Adjustments can be made by the Directorate to correct for errors – the system is transparent in so far that anyone can enter a vessel registration number on the Directorates website and obtain the catch, species, quota, remaining quota, quota rents for any vessel. The Directorate notes on the website that the information may be corrected by staff at later time post original posting of the information.

A December 2018 report from the Icelandic National Audit Office (NAO)⁶⁶ on certain aspects of the Icelandic enforcement system highlighted that more quantitative data are needed to substantiate the conclusions that discards are low and that there are few irregularities in connection with re-weighing of catches after de-icing. Although available evidence (e.g. data from scientific cruises held up against information reported by the vessels) still indicates that discards are low and re-weighing irregularities not significant, the Directorate of Fisheries has recently placed new staff to control re-weighing at processing plants at risk and has started to publish information on its website showing catch composition reported by fishing vessels on trips with and without an inspector on board, with a view to roll this out more widely to several fishing fleets in Iceland. During the 2021 remote audit, Fiskistofa confirmed that they worked on this issue by increasing surveillance. As a result, two more cases were detected in 2020. The results of this surveillance are published online to show the violations and deter other potential violators⁶⁷.

As a result of this process new Regulation has been put in place which essentially places additional Fiskistofa surveillance at the operators cost, for those that do not comply. This is Regulation 990/2020⁶⁸ on (7th) amendment to Regulation no. 745/2016, on weighing and registration of marine catch. Paragraph 3 Article 8 of the Regulation now reads as follows:

The weigher may deduct 12% when cooling with ice cream or 7% when cooling with an ice concentrate of unprocessed catch which is weighed on a weighbridge finished for export, directly into a transport vessel. The master shall ensure that refrigerant information is received at the port of landing before the catch is weighed and recorded. If the Directorate of Fisheries' inspection reveals a significant deviation from the ice ratio in the vessel's catch, the vessel's catch shall be weighed in accordance with Article 11 for the next 8 weeks. If there are repeated significant deviations from the reported ice ratio in the vessel's catch, the vessel's catch shall be weighed in accordance with Article 11 the next 16 weeks.

Furthermore, Fiskistofa supervised re-weighing 81 times during the 2019/2020 fishing season. Also, in 2019, the Directorate of Fisheries began implementing ISO-31000 the standard intended for effective guidance on risk management for institutions and companies. This is being implemented in an effort to strengthening confidence in the Agency's oversight, and increase efficiency and transparency in the operations of the Directorate of Fisheries.⁶⁹

Acts/Laws and Regulations may be accessed by searching by Act/Law/Regulation No./Year (e.g. 116/2006) at <http://www.althingi.is/lagasafn/> (for Acts/Laws) or <https://www.reglugerd.is/> (for Regulations). In addition to their being easily accessible and searchable online laws and regulations are also effectively disseminated through an online law gazette which provides the most up to date versions of the legislation (i.e. incorporates latest amendments)⁷⁰.

The Fisheries Directorate website also prominently displays announcements relating to the management of the fishery including, for example, in relation to allocation of quota, opening and closure of fisheries, license revocations, reminders about legal requirements etc.⁷¹

⁶⁶ <https://rikisendurskodun.is/wp-content/uploads/2019/01/Eftirlit-Fiskistofu-Stjornsysluuttek.pdf>

⁶⁷ <http://www.fiskistofa.is/umfiskistofu/frettir/hlutfall-kaelimidils-mai-til-agust>

⁶⁸ <https://www.reglugerd.is/reglugerdir/eftir-raduneytum/atvinnuvega--og-nyskopunarraduneyti/nr/22140>

⁶⁹ http://www.fiskistofa.is/media/arsskyrslur/Arsskyrsla_Fiskistofu_2020.pdf

⁷⁰ <https://www.stjornarradid.is/efst-a-baugi/frettir/stok-frett/2019/09/13/Stjorn-fiskveida-2019-2020-Log-og-reglugerdir/>

⁷¹ <http://www.fiskistofa.is/>

All scientific advice is available online⁷². Harvest control rules are scrutinised on request by an independent scientific body (ICES) with reports being published online⁷³.

Up-to-date maps of fisheries closures are available on-line on the Fisheries Directorate website⁷⁴. Temporary/sudden closures (general 2-3 weeks triggered by high juvenile abundance on fishing grounds) are announced by the Coastguard on VHF radio on a specified wavelength and on the radio before the news and weather (Fisheries Directorate pers. com. site visit January 2021). They are also published on the MFRI website.

The short-term closure monitoring (and issuing of) was transferred to Fiskistofa in the fall of 2020. Regulation regarding the short-term closures was changed in 2020, and the trigger limit was increased for cod and haddock, which led to significant decrease in the number of closures. An updated table as provided by the MFRI is shown below. Closures for one species will also benefit other species.

Table 7. Short term closures in Iceland for the years 2018-2020.

Year	Species	Number of closures
2018	Cod	90
2018	Saithe	4
2018	Shrimp	2
2018	Haddock	1
2019	Cod	50
2019	Haddock	1
2020	Cod	9
2020	Haddock	1
2020	Greenland halibut	1

For 2020, two closures were triggered by bottom trawl gear, one by longline and 8 by handline gear.

Directorate Inspections at Sea

Days spent by Fisheries Directorate inspectors at sea inspecting vessels is shown in the table below.

Table 8. Directorate inspector days on fishing vessels in 2017-2018 (Source: Directorate of Fisheries, January 2021 remote audit).

Season	Fishery type: Bottom Trawl	Fishery type: Longline	Fishery type: Gillnet (include lumpfish and cod)	Other Gears (e.g. pelagic gears used to catch herring)?
2015/16 season days	553	Not Available	81 (60 days cod, 21 days lumpsucker)	Not Available
2016/17 season days	780	230	117 (60 days cod, 57 lumpsucker)	195
2017/2018 season days	570	202	154 (41-113)	156
2018/2019 season days	674	190	155 (59- 36- (greenland halibut 60)	102
2019/2020 season days	468	92	85 (44-37-4)	127

⁷² <http://www.ices.dk/sites/pub/Publication%20Reports/Advice/2019/2019/had.27.5a.pdf>

⁷³ <https://www.government.is/news/article/2018/05/15/Haddock/>

⁷⁴ <http://www.fiskistofa.is/fiskiveidistjorn/veidibann/reglugerdarlokunir/>

Enforcement by Fiskistofa

The Directorate of Fisheries monitors compliance with laws and regulations which apply to fishing, handling of commercial stocks and treatment catch. In many cases, the Directorate of Fisheries is intended to respond violations of laws and regulations through the application of administrative sanctions. Sanctions are intended to have a protective effect to reduce or prevent further violations. The main resources available to the Directorate of Fisheries for violations are reprimands and revocation of a fishing license. Alleged violations can also be prosecuted by the police and in some cases it is the only available remedy to respond to violations. Then the Directorate of Fisheries can in individual cases, deprive individuals of a fishing license to enforce law enforcement and rules.

In 2020, 164 cases were suspected of violations⁷⁵. The table below contains information on the number of cases by category.

Table 9. Fiskistofa suspected violations in 2020. Source: Fiskistofa 2020 Annual Report⁷⁶. Source: Fiskistofa 2020 Annual Report⁷⁷.

Suspected violation	No.
Veiðar án leyfis / Fishing without a permit	14
Brottkast / offences	11
Vigtun afla / weighing of catch	24
þar af vigtun vigtarleyfishafa of which the weighing by the weighing licensee	9
Framhjálföldun / landing	6
Afladagbók / logbook	40
Vanskil afladagbókar / submitting logbook late	470
Veiðar án aflaheimilda / Fishing with insufficient catch quotas	6
Mál vegna umframafla / Cases due to excess power	1321
Lax og silungsveiði / salmon and trout fishing	24
Undirmálsfiskur / bottom fish fishing	4
Röng tilgreining tegunda / Incorrect identification of species	3
Grásleppuveiðar / Greenland halibut fishing	13
Strandveiðar / coastal fishing	42
Annað s.s. tilkynningarskylda, löggilding vigtarmanns, vigtun án löggilts vigtarmanns, ónákvæmni við áætlun afla og hindrun eftirlits. / Other s.s. notification obligation, certification of the weigher, weighing without a certified weigher, inaccuracy in the catch plan and obstruction of control.	14

The table below contains information regarding the penalties for suspected violations. The information does not show whether the decision of the Directorate of Fisheries has been repealed or amended by a ruling of the industry and the Consumer Innovation Council. The information in the tables cannot be compared with each other. One case could deal with several types of offenses. This can result in penalties and correction of catch registration. In addition, several violations by the same party may have been merged into one case.

The Directorate of Fisheries sent 470 letters due to catch logbooks not being returned on time and 1,321 cases arose due to fishing in excess of catch quotas, which then must be rectified by purchasing additional quota to balance the books or no further fishing is permitted.

⁷⁵ http://www.fiskistofa.is/media/arsskyrslur/Arsskyrsla_Fiskistofu_2020.pdf

⁷⁶ http://www.fiskistofa.is/media/arsskyrslur/Arsskyrsla_Fiskistofu_2020.pdf

⁷⁷ http://www.fiskistofa.is/media/arsskyrslur/Arsskyrsla_Fiskistofu_2020.pdf

Table 10. Fiskistofa penalties and follow up for suspected violations in 2020. Source: Fiskistofa 2020 Annual Report⁷⁸.

Penalties for suspected violations	No.
Mál kærð til lögreglu / Cases reported to the police	13
Áminningar / reminders	28
vegna brota gegn reglum um veiðar/ for violations of fishing rules	8
vegna brota gegn reglum um vigtun og skráningu afla / for violations of the rules on weighing and registration of catches	4
vegna brota gegn reglum um afladagbók / for violations of the rules on catch logbooks	5
framhjálföldun / for landing	4
brottkast / discards	4
ófullnægjandi flokkun undirmáls (aflaskráning einnig leiðrétt) / inadequate sub-classification of catches (catch registration also corrected)	3
Svipting veiðileyfis/ Revocation of fishing license	11
vegna brota gegn reglum um veiðar / for violations of fishing rules	4
vegna brota gegn reglum um afladagbók /for violations of the rules on catch logbooks	5
vegna brottkasts / due to discard	2
Ófullnægjandi flokkun undirmáls (aflaskráning einnig leiðrétt) /Insufficient sub-category classification (catch registration also corrected)	1
Hindrun eftirlits / Obstruction of control	1
Afturköllun vigtarleyfis / Revocation of weighing license	1
Afturköllun framkvæmdaleyfis í eða við veiðivatn / Revocation of a construction permit in or near a fishing lake	1
Mál sent öðru stjórnvaldi / Case sent to another authority	4
Ekki tilefni til beitingar viðurlaga eða leiðbeina / No need for sanctions or guidance	40
Leiðrétting aflaskráningar (auk leiðréttingar ófullnægjandi flokkunar undirmáls) / Correction of catch registration (in addition to correction of inadequate sub-classification of subheadings)	12
Leiðbeiningarbréf / Letter of instruction	119
Innheimtumál / Collection issues	
Ítrekunarbréf vegna ógreiddra veiðigjalda á árinu 2020: / Recurring letter regarding unpaid fishing fees in the year 2020:	181
Veiðileyfissviptingar: / Fishing license revocations:	26
Álagning gjalds vegna ólögsmæts sjávarafila: / Imposition of a fee for illegal fishing	1323

Enforcement by the ICG

At sea surveillance is primarily the remit of the Icelandic Coast Guard (ICG). The Icelandic Coast Guard monitors commercial fishing vessels in Iceland's EEZ on a continuous basis. There are requirements surrounding the reporting of vessel position (manually or using VMS systems) and the reporting of catch on entering or leaving Icelandic waters, among others.

During the remote audit in January 2021 the ICG reported that surveillance in 2020 was challenging due to the COVID 19 pandemic. These restrictions were lessened for a while during the summer, but for the majority of the year there were some kind of restrictions imposed. To meet the situation the ICG patrol vessels

increased their visibility, using their boats to monitor the fisheries close to the fishing vessels. In spite of the Coast Guard efforts the pandemic has had its impact. Fewer inspections and boardings of vessels resulted in less measuring of fish, which was reflected in fewer Short Time Closures in 2020 (see Table 7) and none based on Fisheries inspections by ICG. The overall number of inspections since 1988 is shown below.

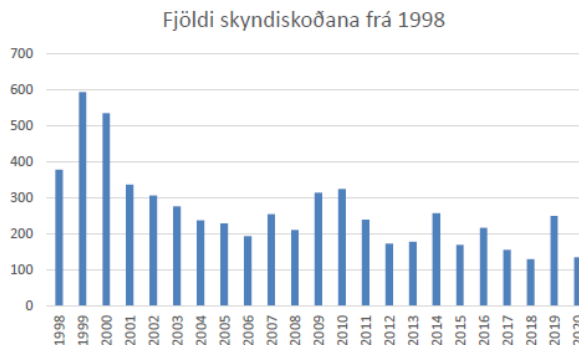


Figure 12. Overall number of ICG inspection from 1988 to 2020. Source: provided by the ICG during the remote audit, January 2021.

Also, we show here below a figure for the amount of air surveillance performed in 2020.

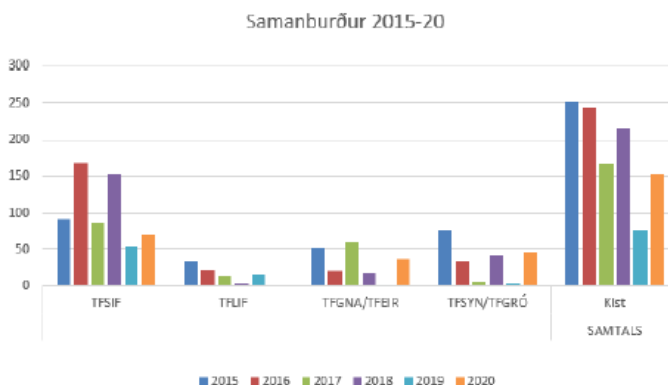


Figure 13. Air surveillance by four different Icelandic assets from 2015 to 2020. Samtals is the total. Source: provided by the ICG during the remote audit, January 2021.

Also, three foreign flag vessels were inspected the ICG in 2020, one longliner and one jigger vessels from the Faroese, and one Norwegian longliner, all within Icelandic EEZ. No capelin fisheries quota was issued within the IEEZ in 2020. As a result, no NOR, FRO or GRO flagged vessels were fishing for that stock and consequently did not require inspection by the ICG. In terms of overall infringements, 15 reports of apparent infringements were reported in 2020, noting however that not all reports are due to fishing infringements and one report can include more than one type of Apparent Infringement. The types of apparent infringement in 2020, were: Lögskráningar /Crew registry, Réttindi /License, Veiðar /Fisheries, Veiðileyfi /Fishing permit, Vanmönnum /Manning, Farþegafjöldi /Passengers, Merkingar /Markings and Fjarskiptalög / Communications. These are shown below compared to historical data up to 2015.

⁷⁸ http://www.fiskistofa.is/media/arsskyrslur/Arsskyrsla_Fiskistofu_2020.pdf

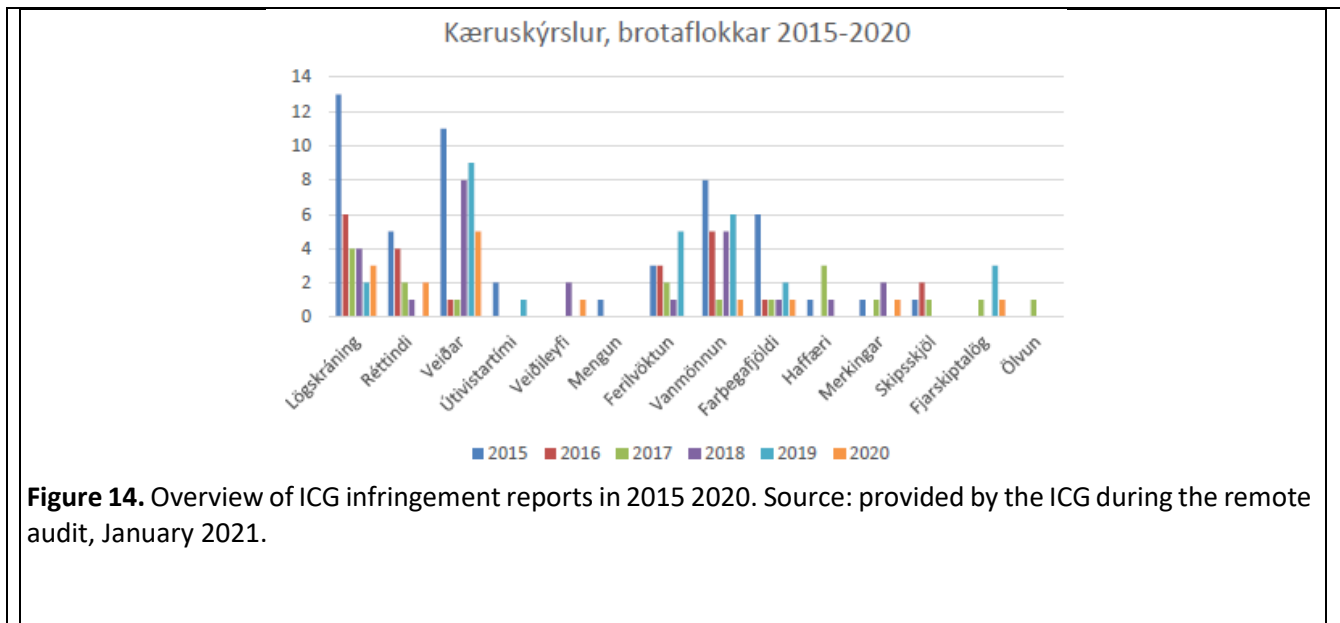


Figure 14. Overview of ICG infringement reports in 2015 2020. Source: provided by the ICG during the remote audit, January 2021.

Clause 2.2 – Concordance between actual Catch and allowable Catch

Supporting Clauses:	2.2.1, 2.2.2, 2.2.3, 2.2.4 and sub-clauses		
Important Note:	No changes to Clauses in IRFM Standard v2.0.		
Clause Guidance:	<i>Concordance between the Total Allowable Catch (TAC) and actual total catch from the stock under consideration shall be ensured through monitoring, control, enforcement, documentation and correction and verification activities. Accordingly, all participating companies engaged in fishing operations shall take responsibility and operate in compliance with the relevant rules and regulations.</i>		
Evidence Rating:	Low <input type="checkbox"/>	Medium <input type="checkbox"/>	High <input checked="" type="checkbox"/>
Non-conformance:	Critical <input type="checkbox"/>	Major <input type="checkbox"/>	Minor <input type="checkbox"/>
SUMMARY EVIDENCE			
<p>Landings must be recorded in logbooks at sea and these are verified and standardised through physical weighing at accredited weigh stations in landings ports throughout Iceland. Registered weights for each landing are sent to the Fisheries Directorate, recorded on their catch registration database (GAFL), and the appropriate amount is subtracted from the vessels quota. ITQ transfers are also monitored to ensure that vessels either have or source sufficient quota to cover the entirety of their catch within 3 days of landing. Compliance is checked through at-sea and on-land monitoring by the Coast Guard and Fisheries Directorate inspectors with enforcement action taken where non-compliance occurs (detailed in clause 2.1.1). Due to flexibility measures and to facilitate adherence to the discard ban catches in recent years have been consistently higher than the TAC set by the Ministry.</p>			
EVIDENCE			
<p>Catches and landings in Iceland are monitored and recorded in a number of complementary ways. Logbooks, either electronic (e-logs) or standard paper based, depending on the vessel, record landings at sea and these are verified and standardised through physical weighing at accredited weigh stations in landings ports throughout Iceland.</p> <p>Logbooks are compulsory as required by Regulation No.746/2016⁷⁹. These must be electronic (e-logs) except for smaller vessels which are permitted to still use paper logbooks. Catch data must be entered on the e-log using a Fisheries Directorate-approved programme and all changes to entries must be visible and traceable. It is prohibited to start a fishing trip without a logbook on board. Vessel masters are required to record the following information in their logbooks:</p> <ul style="list-style-type: none"> • Ship name, ship registration number and call sign. • Fishing gear, type and size. • Location determination (latitude and longitude) and time when fishing gear is placed in the sea. • Catch by quantity and species. • Harvesting. • Landing. • Seabirds bycatch by species and species. • Marine mammals’ bycatch by number and species. <p>The e-logs in use are developed and serviced by TrackWell, an Icelandic electronic systems service company; which also provide satellite Vessel Monitoring Systems (VMS) and electronic reporting systems. These systems generate mandatory reports to the Directorate, with data on catches and landings available in near</p>			

⁷⁹ <https://www.stjornartidindi.is/Advert.aspx?RecordID=42a16a67-60a7-4ae7-ad7c-0f53fc254654>

real-time providing a valuable management reporting system for fleet management. The vessel logbook system requires that the operator of a vessel reports information for each haul of the fishing gear to the Directorate including; haul number, date, time, latitude, longitude, catch by species, zone, water depth, seafloor, wind direction, wind speed, gear used, as well as other information. There are also other elements of the system which allow fishing companies to compile the data from their vessel(s) to facilitate better targeting of fishing activity in terms of area, species or size class of product dependent on the market demands at the time and also to ensure better traceability of product. Information is fed from a secure central server to a shared database that is accessible by both the Directorate (for management/ enforcement purposes) and the MFRI (for scientific purposes).

Logbooks are verified at sea by Fisheries Directorate inspectors and by the Coastguard and also on land by inspectors and through physical weighing at accredited weigh stations in landings ports.

Landings must be weighed within 2 hours of landing by an official weigher using calibrated scales. Following allowances for ice the official weight is forwarded to the Directorate where it is compared with the relevant e-logbook entry before an appropriate deduction is made to that vessels remaining quota. The officially weighed catches are the official catch of record with e-log information being used as a secondary source to ensure accuracy. If a vessel does not have sufficient quota to cover it has a number of options available to it such as renting in additional quota or transferring quota between species; however, the landings must be fully covered within 3 working days as required by law (Act No. 57/1996).

In Iceland, the time restrictions attached to landing, recording and rationalising catch and quota mean that while the system is not real time it is very close (circa. 24 hours)⁶².

The Minister of Fisheries and Agriculture decides on the TAC of the haddock stock for each fishing year (Sept –Aug) in accordance to law (Fisheries Management Act 116), based on HCR and the advice mentioned below. Before catch is allocated, proportions of the TAC of some species is removed for various reasons such as for the coastal fisheries which any small boat in possession of a licence may access, for research purposes or for chartered angling vessels.

Adherence to the advice, including the rule, is shown in the table below. Since 2013, the scientific advice has been according to the rule and quotas have been set according to the scientific advice. Since 2017, expected catches by other nations have been taken into account when setting the TAC for the Icelandic fleet. Still, the total catch has consistently been above the recommended.

Table 11. Quotas and catches of haddock.

Fiskveiðiar <i>Fishing year</i>	Tillaga <i>Rec. TAC</i>	Aflamark <i>National TAC</i>	Afli Íslendinga <i>Catches Iceland</i>	Afli annarra þjóða <i>Catches others</i>	Afli alls <i>Total catch</i>
2010/11	45 000	50 000	50 042	243	50 285
2011/12	37 000	45 000	49 179	227	49 179
2012/13	32 000	36 000	40 481	781	40 512
2013/14	38 000	38 000	38 948	681	39 628
2014/15	30 400 ¹⁾	30 400	35 403	1 167	36 656
2015/16	36 400 ¹⁾	36 400	38 646	1 471	40 117
2016/17	34 600 ¹⁾	34 600	34 754	1 586	36 340
2017/18	41 390 ¹⁾	39 890	42 500	1 200	43 700
2018/19	57 982 ¹⁾	56 700	58 632	750	59 382
2019/20	41 823 ²⁾	40 723			
2020/21	45 389 ²⁾				

¹⁾ 40% aflaregla. 40% harvest control rule.

²⁾ 35% aflaregla. 35% harvest control rule.

In Iceland, the actual catch can deviate substantially from the TAC. A year-to-year flexibility and a transfer of quotas between species is permitted to some extent. The deviations is to a large extent due to transfers between years and between species (Figure 11). Haddock is attractive, and in recent years some catches of haddock have been covered by quotas from other species.

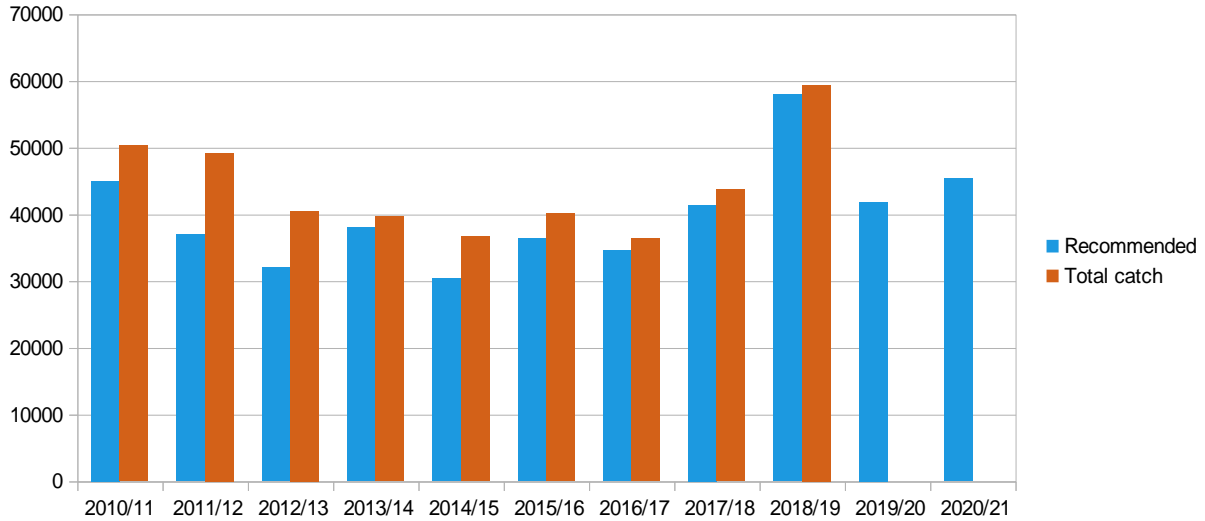


Figure 15. Recommended and realized catch.

The MFRI advises the Minister of Industry and Innovation on the exploitation of Icelandic stocks in June each year; ICES also provide advice. Both ICES and the MFRI advise on research and harvesting policy in general. The recommendation given by the MFRI is peer reviewed by the Advisory Committee (ACOM) of ICES every year.

Clause 2.3 – Monitoring and Control

Clause 2.3.1 – Vessel registration and catch quotas

Supporting Clauses:	2.3.1.1, 2.3.1.2, 2.3.1.3, 2.3.1.4		
Important Note:	No changes to Clauses in IRFM Standard v2.0.		
Clause Guidance:	<i>Allocated catch quotas by species to registered vessels are assigned in such a way that the combined quotas conform to the currently effective decision on TAC. Accordingly, information on the size and composition of the fleet of fishing vessels shall be available and documented, and the catch quota of each vessel or vessel group for each fish species and fishing year shall be recorded in the official central database in a transparent manner.</i>		
Evidence Rating:	Low <input type="checkbox"/>	Medium <input type="checkbox"/>	High <input checked="" type="checkbox"/>
Non-conformance:	Critical <input type="checkbox"/>	Major <input type="checkbox"/>	Minor <input type="checkbox"/>
SUMMARY EVIDENCE			
<p>As the share of the TAC allocated to vessels is based on the number of shares for that particular species that the vessel owns the overall value of quota allocated cannot in the first instance exceed the TAC set by the Icelandic authorities (i.e. the currently effective decision on TAC). Note that within fishing seasons additional inter-annual, inter-species and/or inter-vessel transfers may cause the amount a particular vessel is allowed to catch to increase or decrease.</p>			
EVIDENCE			
<p>Commercial vessels participating in the fishery require a permit issued by the Fisheries Directorate. This is a requirement of the Fisheries Management Act No.116/2006. These permits represent the initial legal requirement without which a vessel may not obtain the quota necessary to fish for Icelandic quota stocks.</p> <p>Quotas conform to the overall decision on TAC, through the individual vessel quota share and other allocations. The headline TAC for a species is determined first and all subsequent allocations are in effect subdivisions of that figure. As a result, the allocated catch quotas for a species (when quotas are initially allocated) are assigned in such a way that the combined quotas for that species conform to the currently effective decision on TAC.</p> <p>Catches by vessel are monitored and recorded in near real-time in a central database maintained by the Fisheries Directorate⁸⁰. The official weight of the catch is subtracted from that vessels individual quota share for a particular species.</p> <p>Should a vessel not have sufficient quota to cover its landings it may:</p> <ul style="list-style-type: none"> • rent in quota, • transfer quota between species based on the cod equivalent values of each species, • land the catch and keep 20% of the value of the overage (to cover for fuel/crew costs) while forfeiting the remainder 80% to scientific research or, • transfer a limited amount to the following fishing season where it is taken off that vessels individual quota share for that species. <p>The catch quota of each vessel or vessel group for each fish species and fishing year is available on the Fisheries Directorate website. For each vessel the information available for each species is:</p>			

⁸⁰ <http://www.fiskistofa.is/veidar/aflaheimildir/afahlutdeildalisti/>

1. Allocated quota (initial allocation of quota from the overall TAC based on no. of shares)
2. Compensations (quota gained/lost through compensations)
3. Quota transferred from the previous year (this may be a negative balance)
4. Quota transferred between vessels (a negative balance indicates an outward transfer of quota (i.e. quota transferred to other vessels) while a positive balance indicates an inward transfer of quota (i.e. quota gained from other vessels)
5. Allowed catch (the sum of 1 to 4 above)
6. Catch (vessels landings in the season to date of that species)
7. Balance (Allowed catch - Catch)
8. Overfished

Specific data on each Icelandic quota species, its allocation to ITQ holders, transfer information, balances and catches to date is available at <http://www.fiskistofa.is/english/quotas-and-catches/quota-status-and-catches-of-species-by-vessel/aflastodulisti.jsp?lang=en>. Registered catches are based on information from ports of landing and information on catches exported unprocessed. The catch statistics are published, subject to change, once they have been compared to submitted logbooks and reports from buyers, and are available on the Fisheries Directorate website. Accordingly, information on the size and composition of the fleet of fishing vessels is available and documented, and the catch quota of each vessel or vessel group, along with the fishing year is recorded in the official central database (GAFL) in a transparent manner and is publicly accessible.

Coastal fishing

A total of 677 boats were licensed for coastal fishing in 2020 which is an increase of 48 licenses between years. Permit for coastal fishing are subject to conditions subject to the total allowable catch per day (650 kg cod equivalent) and the duration fishing trips (14 hours a day). The Directorate of Fisheries monitors by respecting these conditions, electronically⁸¹. Starting 2020 these smaller vessels have been using an app or e-logbook to record and submit all their catch and bycatch⁸². Each inshore fishing boat is authorized to engage in inshore fishing for 12 fishing days within each month.

⁸¹ http://www.fiskistofa.is/media/arsskyrslur/Arsskyrsla_Fiskistofu_2020.pdf

⁸² <http://www.fiskistofa.is/umfiskistofu/frettir/afladagbokin-smaforrit-fyrir-rafraena-skranningu-afla>

Clause 2.3.2 – Fishing vessel monitoring and control systems

Supporting Clauses:	2.3.2.1, 2.3.2.2, 2.3.2.3, 2.3.2.4, 2.3.2.5, 2.3.2.6, 2.3.2.7, 2.3.2.8, 2.3.2.9, 2.3.2.10, 2.3.2.11, 2.3.2.12, 2.3.2.13, 2.3.2.14, 2.3.2.15, 2.3.2.16, 2.3.2.17		
Important Note:	Clause 2.3.2.17 represents a new Clause in IRFM Standard v2.0 and is scored separately in Appendix 2 .		
Clause Guidance:	<i>A program for the monitoring and control of fishing vessel activities shall be operated and enforcement shall be in place to prevent fishing by unauthorised vessels. Closed areas shall be monitored, the fishing gear and fishing logbooks shall be subject to inspection, as well as the composition of the catch and its handling onboard the fishing vessels. Catch amounts by species and fishing area shall be estimated and continually recorded in fishing logbooks on-board the fishing vessels. Discarding of catch from the stock under consideration shall be prohibited, those that may occur shall be monitored and all catches shall be landed in authorised fishing ports where harbour officials and fisheries inspectors shall monitor the correct weighing and registration of the catch. Accordingly, vessels must comply with all relevant National Fishery Management measures.</i>		
Evidence Rating:	Low <input type="checkbox"/>	Medium <input checked="" type="checkbox"/>	High <input type="checkbox"/>
Non-conformance:	Critical <input type="checkbox"/>	Major <input type="checkbox"/>	Minor <input checked="" type="checkbox"/> None <input type="checkbox"/>
SUMMARY EVIDENCE			
<p>The Icelandic Coast Guard, working closely with the Fisheries Directorate, administers an integrated monitoring, control and surveillance system which covers the activities of Icelandic and foreign fishing vessels. Fishing gear is subject to inspection, as well as the composition of the catch and its handling onboard the fishing vessels. At-sea inspections are undertaken during boardings by the Coast Guard and on fishing trips accompanied by the inspectors of the Fisheries Directorate. The Coast Guard undertakes unannounced inspections at sea and check logbooks during these boardings. Fisheries Directorate inspectors also make unannounced checks of logbooks during port inspections.</p> <p>Discarding is monitored, by comparing the catches of vessels fishing in the vicinity of each other and, where unusual activity is detected, implementing closer surveillance of the vessel/s involved.</p> <p>Data related to landings are processed in the Directorate’s database and catches are subtracted from vessels’ quotas. Deviations where they occur can sometimes be rectified using the flexibility within the system (e.g. by using inter-annual, inter-vessel or inter-species transfers to cover catches of a species for which the vessel did not already have quota). Excess catches which are not corrected using these flexibility measures can result in a revocation of fishing licenses and fines.</p> <p>Although required by legislation, there is some evidence of non-reporting/under-reporting of seabirds and marine mammals bycatch such that the Assessment Team cannot be fully confident that catch amounts by species and fishing area (of marine mammals and seabirds) are estimated and continually recorded in fishing logbooks, resulting in a Minor Non-conformance against supporting clause 2.3.2.4. Following the issuance of this non-conformance, and in accordance with rules of the IRF Programme, the Client has submitted a Corrective Action Plan (CAP) to address the non-conformance raised within a defined period. Updates on corrective action are presented here.</p>			
EVIDENCE			
<p>The Icelandic Coast Guard administers the VMS for all Icelandic vessels and for all foreign vessels (including fishing vessels) that enter Icelandic waters as part of an integrated monitoring, control and surveillance system. The purposes of the system are numerous, and it incorporates several related services including maritime traffic control, marine search and rescue, fisheries enforcement, coastal radio and border control</p>			

in a single Operations Centre⁸³. The Directorate of Fisheries produce a risk analysis for the Coast Guard, enabling a strategic, risk-led approach to surveillance and best use of available resources over the large area monitored. The fisheries MCS system in Iceland has at its core the effective use of available technology meaning relatively small staff numbers can achieve extensive monitoring of the Icelandic fishing industry.

The integrated system uses all available data such as identification of the vessel, its movements, IUU lists, notifications, reports, fishing licenses, permits, port State control reports, etc. and has proved to be effective in combating and eliminating IUU fishing in the EEZ and the North Atlantic Ocean. Bilateral tracking agreements are in place with Greenland, Faroe Islands, Norway and Russia whose vessels must follow automatic procedures and report catches daily.

The Coast Guard uses several different but complementary electronic vessel monitoring systems including satellite-based systems comprising VMS and use of satellite imagery, the monitoring of coastal activity through a dedicated land-based very high frequency (VHF) system and the use of the Automatic Identification System (AIS). The assessment team has visited the Operation Centre and witnessed these systems in use.

The VHF and AIS systems have a range of 30 – 60 nautical miles while the satellite-based VMSs can be used anywhere in the world. The use of complementary systems ensures that the limitations that arise when any one system is used in a standalone capacity are mitigated. These electronic MCS systems are further backed up by more traditional methods of surveillance such as patrol vessels and aircraft; indeed, the use of electronic systems in the effective targeting of traditional surveillance methods increases the efficiency of these systems. Recently satellite imagery has been added to the list of surveillance methods (80 images are taken each month) which can be used for example in detection of the uncommon occurrence of vessels not using VMS.

Starting in 2020 (as communicated during the remote audit conference call), the ICG started using drones, initially to monitor coastal and salmon fisheries. Through the HD cameras on board they can monitor the activities of the coastal fleet including gillnetters, and compare catches between nearby boats to check for discards. This is done in the context of risk assessment, especially for areas where road access is problematic. The use of drone is intended as a preventative measure to discourage potential violators, and for monitoring purposes.

Emphasis is placed on data analysis including the use of VMS data in conjunction with other sources (e.g. IUU vessel lists, vessel registries, fishing licences, permits, port State control reports). The schematic below outlines the main inputs which make up the integrated MCS system in Iceland.

⁸³ http://www.lhg.is/media/LHG80/Landhelgisgasla_Islands_enska2_.pdf

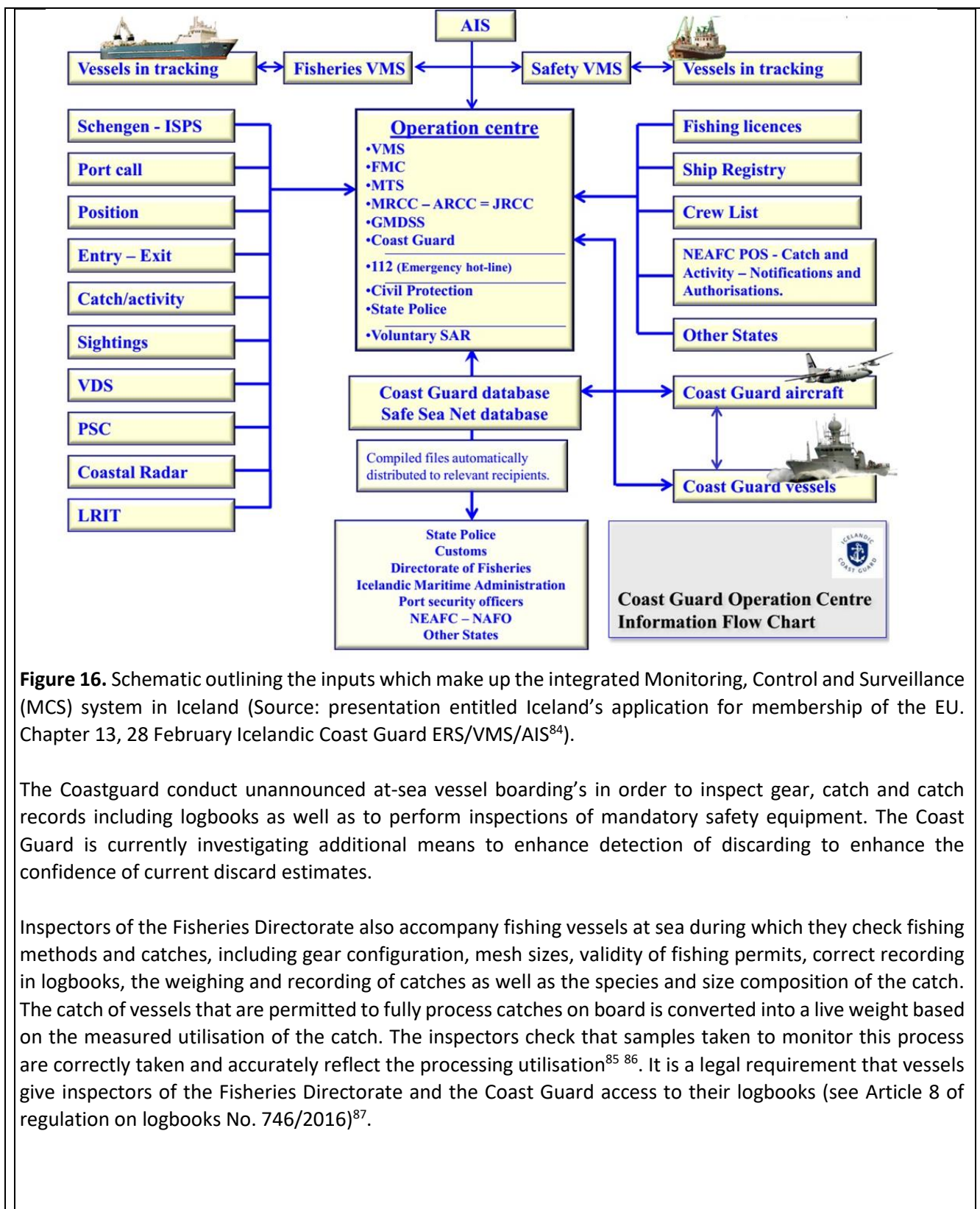


Figure 16. Schematic outlining the inputs which make up the integrated Monitoring, Control and Surveillance (MCS) system in Iceland (Source: presentation entitled Iceland’s application for membership of the EU. Chapter 13, 28 February Icelandic Coast Guard ERS/VMS/AIS⁸⁴).

The Coastguard conduct unannounced at-sea vessel boarding’s in order to inspect gear, catch and catch records including logbooks as well as to perform inspections of mandatory safety equipment. The Coast Guard is currently investigating additional means to enhance detection of discarding to enhance the confidence of current discard estimates.

Inspectors of the Fisheries Directorate also accompany fishing vessels at sea during which they check fishing methods and catches, including gear configuration, mesh sizes, validity of fishing permits, correct recording in logbooks, the weighing and recording of catches as well as the species and size composition of the catch. The catch of vessels that are permitted to fully process catches on board is converted into a live weight based on the measured utilisation of the catch. The inspectors check that samples taken to monitor this process are correctly taken and accurately reflect the processing utilisation^{85 86}. It is a legal requirement that vessels give inspectors of the Fisheries Directorate and the Coast Guard access to their logbooks (see Article 8 of regulation on logbooks No. 746/2016)⁸⁷.

⁸⁴ <https://slideplayer.com/slide/4644333/>

⁸⁵ The Icelandic Directorate of Fisheries – Responsibilities and main tasks. Page 8.

http://www.fiskistofa.is/media/utgefid_efni/DOF.pdf

⁸⁶ Fiskistofa Annual Report, 2017. Maritime surveillance chapter. <http://www.fiskistofa.is/umfiskistofu/arsskyrsla-2013/eftirlit-a-sio/>

⁸⁷ <https://www.stjornartidindi.is/Advert.aspx?RecordID=42a16a67-60a7-4ae7-ad7c-0f53fc254654>

Clause 2.3.2.4 – Minor Non Conformance

Non-conformance #1 (Clause 2.3.2.4: Minor Non-conformance). Although required by legislation, there is some evidence of non-reporting/under-reporting of seabirds and marine mammals bycatch such that the Assessment Team cannot be fully confident that catch amounts by species and fishing area (of marine mammals and seabirds) are estimated and continually recorded in fishing logbooks.

One important development in terms of corrective action is the development and use of an app to facilitate catch and bycatch recording in smaller vessels. During the 2021 remote audit, Fiskistofa, the MFRI and the Client group representative confirmed that starting in September 2020, smaller Icelandic vessels are required to log their catches in a phone/tablet app (essentially an e-logbook) which contains information on catch and bycatch, including that of marine mammals and seabirds. This follows regulation 298/2020⁸⁸. The App also called Afladagbókina or catch diary^{89 90} automatically records the location of the boat during fishing and the captains then records the catch, its condition and by-catch, in a very simple way. The app replaces paper logbooks in the small boat sector, with an electronic catch recording system.

Status: Open, Corrective Actions in place to be reviewed annually in subsequent audits. Corrective actions are deemed to be on track.

A corrective action plan against this non-conformance has been provided under the [Non Conformances and Corrective Action Section](#) of this report. Please refer to it for further detail on the non-conformance, the corrective action plan and the corrective evidence supplied during this audit.

Short term closures

Closures can be short-term (sudden closures) or long-term (regulatory closures)⁹¹ and are primarily monitored and enforced by the Icelandic Coast Guard using the VMS system⁹². Vessels fishing in proximity to closed areas are monitored at the Coast Guard Operation Centre and vessels are directly contacted if they approach or encroach on prohibited areas; this is the first point at which the Coast Guard operator may issue a warning to the vessel and decide to escalate if necessary.

Data on Fiskistofa and ICG enforcement activities, including short term closures for the past year has been provided in Clause 2.1.

Discards

Discarding of commercial species is prohibited by law in Iceland (Article 2 of the Act Concerning the Treatment of Commercial Marine Fish, No. 57/1996) and this includes haddock. This means that if vessels do not have sufficient quota to cover the species they have caught they are required to attain quota through the quota transfer system. Consequently, if vessels do not have sufficient catch quotas for their probable catches they must suspend all fishing activities. Discarding is subject to penalty⁹³ (400,000 to 8,000,000 ISK or about 3,000 to 60,000 EUR). As noted in previous clauses, catches are monitored and should the composition of the catch (species, size) or its quality differ from other vessels fishing in the vicinity, the Fisheries Directorate has powers to place the vessel under closer surveillance by placing an inspector on board for one day or fishing trip. The vessel must pay the Directorate's costs (e.g. inspector wages) if this occurs more than once in a fishing year (Article 13 of Act No. 57/1996).

⁸⁸ <https://www.reglugerd.is/reglugerdir/eftir-raduneytum/atvinnuvega--og-nyskopunarraduneyti/nr/21887>

⁸⁹ <http://www.fiskistofa.is/umfiskistofu/frettir/afladagbokin-smaforrit-fyrir-rafraena-skraningu-afla>

⁹⁰ https://www.mbl.is/200milur/frettir/2020/08/31/oll_aflaskranning_rafraen_fra_og_med_morgundeginum/

⁹¹ <http://www.fiskistofa.is/fiskveidistjorn/stjornfiskveida/#Krokaaflamarksbatar>

⁹² http://www.lhg.is/media/LHG80/Landhelgisgasla_Islands_enska2_.pdf

⁹³ <https://www.althingi.is/altext/pdf/131/s/0982.pdf>

The discard ban has some inbuilt flexibility, as any 5% of demersal catches from a fishing trip (called VS catch), irrespective of fish species or size, may be excluded from quota restriction (which means that VS catches are additional to the TAC). On sale of VS catches in public fish markets 20% of the revenue generated is paid to the vessel with the remaining 80% going to a designated research and development fund (the Fisheries Commission Project or 'VS fund', under the auspices of the Ministry). The maximum of 20% return on VS catches means that there are limited incentives to land it; however, having the VS catch provisions within the fisheries management system allows the flexibility for vessels to land small catches which are outside their specific quota, preventing discards, improving the treatment of the fishery resource and promoting responsible fishing practices.

A discard project has been established by the Fisheries Directorate, in collaboration with the MFRI, to examine and evaluate discarded fish under a specific length and with a specific fishing gear. The project focuses on cod and haddock. The results of the research are published in Fiskistofa's annual report⁹⁴.

VS catches for the main Icelandic species are presented below.

Table 12. Season 2019/2020, VS catches⁹⁵. Source Fiskistofa.

Species	Catch per season				Total ungutted fish (kg)
	1.9.2019 - 30.11.2019	1.12.2019- 29.2.2020	1.3.2020- 31.5.2020	1.6.2020- 31.8.2020	
Porskur / cod	178.916	177.601	498.802	224.56	1.079.879
Ýsa/ haddock	61.934	162.666	226.355	127.595	578.550
Ufsi / saithe	666	1.853	34.069	4.31	40.898
Karfi/gullkarfi / redfish	1.574	295	18.162	12.121	32.152
Langa / link	4.562	4.453	18.533	10.185	37.733
Keila / tusk	8.768	1.396	3.313	1.45	14.927
Steinbítur / Atlantic wolffish	3	13	4.134	716	4.866
Skötuselur / anglerfish	0	2	3	0	5
Aðrar tegundir / other species	49.881	17.631	50.318	101.288	219.118
Total	306.304	365.91	853.689	482.225	2.008.128

Landings

All Icelandic catches from Icelandic waters must be landed and weighed in registered Icelandic ports. Exceptions are made for special circumstances e.g. serious engine failure in which case the Fisheries Directorate may authorise landings abroad (Article 5 of Act No. 57/1996).

Separation by species (if not already done on board), weighing and recording of the catch must occur within two hours of landing. Weighing is undertaken on official port scales certified by the Fisheries Directorate and operated by individuals authorised by the Directorate.

As required by Article 10 of Regulation No. 745/2016, each landing generates a weighing receipt^{96,97} recording:

- Vessel name, registration number and district number;
- Landing port and date of landing;
- Name of seller, buyer and recipient of the catch;

⁹⁴ <http://www.fiskistofa.is/umfiskistofu/arsskyrsla-2016/>

⁹⁵ <http://www.fiskistofa.is/veidar/aflastada/vs-afli/vsafli.jsp>

⁹⁶ <https://www.fmis.is/blank>

⁹⁷ <http://www.unuftp.is/static/fellows/document/pan09prf.pdf>

- Official weight by species of catch;
- Proportion of undersize fish in catch;
- Number, type and weight of tubs/boxes/barrels;
- Fishing gear used;
- Total number of pallets of platforms;
- Registration number and tare of transport vehicle;
- Whether catch is to be re-weighed;
- Whether any of the catch is un-gutted and needs to be either weighed after gutting or converted to a gutted weight using coefficients provided by Directorate.

Weights at landing are checked at the processing base by Directorate staff. Processed weights are converted to live weight equivalents for deduction from each vessel's quota and management purposes by staff at the Directorate. Monitoring of weighing license holders is risk-based with the aim of directing surveillance where it is most needed. Assessment of risk is based on various factors such as the quantity weighed, number of weighings, the number of vessels that land with the licensee concerned, etc. Recently, attention has been focussed on the percentage of ice measured during weighing of catches by weighing licensees. After gross weighing on the port scale, it is permissible to send catch for re-weighing in fish processing companies or on a fish market which has been authorized for re-weighing catch. The catch is then either balanced or sampled according to certain rules, ice is separated, and the net weight of the fish is found.

During the 2021 remote audit, Fiskistofa confirmed that they worked on this issue by increasing surveillance. As a result, two more cases were detected in 2020. The results of this surveillance are published online to show the violations and deter other potential violators⁹⁸.

As a result of this process new Regulation has been put in place which essentially places additional Fiskistofa surveillance at the operators cost, for those that do not comply. This is Regulation 990/2020 on (7th) amendment to Regulation no. 745/2016, on weighing and registration of marine catch. Paragraph 3 Article 8 of the Regulation now reads as follows:

The weigher may deduct 12% when cooling with ice cream or 7% when cooling with an ice concentrate of unprocessed catch which is weighed on a weighbridge finished for export, directly into a transport vessel. The master shall ensure that refrigerant information is received at the port of landing before the catch is weighed and recorded. If the Directorate of Fisheries' inspection reveals a significant deviation from the ice ratio in the vessel's catch, the vessel's catch shall be weighed in accordance with Article 11 for the next 8 weeks. If there are repeated significant deviations from the reported ice ratio in the vessel's catch, the vessel's catch shall be weighed in accordance with Article 11 the next 16 weeks.

Furthermore, Fiskistofa supervised re-weighing 81 times during the 2019/2020 fishing season. Also, in 2019, the Directorate of Fisheries began implementing ISO-31000 the standard intended for effective guidance on risk management for institutions and companies. This is being implemented in an effort to strengthening confidence in the Agency's oversight, and increase efficiency and transparency in the operations of the Directorate of Fisheries.⁹⁹

Deviations and flexibility measures

As noted in clause 2.1.1, data related to landings are processed in the Directorate's database and catches are subtracted from vessels' quotas. The system is designed such that reports are received in near real-time so that the Directorate can act quickly if vessels are approaching the end of their quotas. In addition, vessels are aware or can easily check online their current quota status for a particular species. All processors purchasing fish, be it directly or at auction, are obliged to submit monthly reports to the Directorate. In addition, the fish auction reports all sales of fish directly to the Directorate.

⁹⁸ <http://www.fiskistofa.is/umfiskistofu/frettir/hlutfall-kaelimidils-mai-til-agust>

⁹⁹ http://www.fiskistofa.is/media/arsskyrslur/Arsskyrsla_Fiskistofu_2020.pdf

Deviations where they occur can sometimes be rectified using the flexibility within the system (e.g. by using inter-annual, inter-vessel or inter-species transfers to cover catches of a species for which the vessel did not already have quota). Excess catches which are not corrected using these flexibility measures can result in a revocation of fishing licenses and fines¹⁰⁰.

In addition to the landing, weighing and registration system for catches, export documentation provides an independent comparative check on catch quantities. Analysis of catches includes the comparison of reported catches with the amount of sold or exported products to verify independently that reported landings aligned accurately with those reported. If comparison reveals discrepancies in reported and actual landings received from quayside weighing by registered weighers corrective action is taken as appropriate.

Gear loss and marking

There are a number of initiatives and regulations in place to avoid the loss of fishing gear and subsequent ghost fishing of lost and abandoned gear. Where the Fishing Directorate finds and recovers lost or abandoned gear they recover the cost of recovery from the gears' owner. The Coastguard also reports any buoys it feels might represent lost or abandoned fishing gear to the Directorate. All regulations relating to fishing gear may be found in the various Articles of Fisheries Management 2020/2021 Laws and regulations¹⁰¹. During the November 2018 site visits and the current remote audit in 2021, the directorate confirmed that gear loss (e.g. longlines, gillnets) and as such ghost fishing is not considered an issue in Iceland, in part because of the ITQ system, and that reporting lost gear is compulsory. Another important factor that contributes to low levels of lost fishing gear is the high price of that gear. This means that fishers are careful to avoid losing their gear. In the case of trawls the majority of vessels carry special grapples onboard that allow them to retrieve lost gear even when both towing warps have parted, which is a rare situation. The Icelandic ITQ system allows for a slower paced fishery than would be expected if there was only an overall TAC with all boats fishing against it. The system allows fishers to target their efforts in optimum weather conditions leading to decreased rates of lost fishing gear.

¹⁰⁰ <http://www.fiskistofa.is/fiskveidistjorn/stjornfiskveida/#Vidurlog>

¹⁰¹ https://vefbirting.prentmetoddi.is/raduneyti/stjorn_fiskveida_2020-21/94/

Clause 2.3.3 – Catches are subtracted from relevant quotas

Supporting Clauses:	2.3.3.1, 2.3.3.2, 2.3.3.3, 2.3.3.4, 2.3.3.5		
Important Note:	No changes to Clauses in IRFM Standard v2.0.		
Clause Guidance:	<i>Landed catches shall be subtracted from the relevant quotas (allowable catch) of the vessel or vessel group. Limited allowance may be made for the use of quota for one species to count against landings of another species, with the objective of providing the necessary minimum flexibility and discouraging discards. Transfer of quota between vessels shall take effect only after it has been authorised and recorded to the official central data base and information on each vessels catch quota and quota use shall be updated regularly and made public and accessible to all on the official website, thus ensuring transparency.</i>		
Evidence Rating:	Low <input type="checkbox"/>	Medium <input type="checkbox"/>	High <input checked="" type="checkbox"/>
Non-conformance:	Critical <input type="checkbox"/>	Major <input type="checkbox"/>	Minor <input type="checkbox"/> None <input checked="" type="checkbox"/>
SUMMARY EVIDENCE			
<p>Landed catches are subtracted from the relevant quotas (allowable catch) of the vessel or vessel group. Vessels must weigh catch within two hours of landing. The official weighed catch for each vessel is then submitted by the Port Authority to the Fisheries Directorate’s catch registration system and deducted from the vessel’s quota. Comparison of the official weighed catch is made with the vessels logbook as part of this process. Transfers of quota to meet any shortfall are also monitored to ensure any additional quota required is secured. Processed at sea catch is also monitored, including its conversion to live weights which are then deducted from the vessel’s quota.</p> <p>Some flexibility occurs in the quota management system so that the species composition of catches may be matched with the quota portfolio available to individual fishing vessels and to discourage discarding. This includes provision for some limited quota transfer between different species using ‘cod-equivalents’.</p>			
EVIDENCE			
<p>As noted in clause 2.1, information from fresh fish landings is collected through the portside official weighing system which is carried out by official staff and calibrated systems. Vessels must weigh catch within two hours of landing on the quay. The system is developed to standardise weights and tares for ice and tubs (a standard tub is used throughout Iceland for fresh fish such as cod and haddock and has a capacity of 280-300 kg). The weight registration document for each vessel is transmitted to the Directorate which also receives the e-logbook information. These two sets of information are then compared, and the appropriate reduction is made to the vessel quota. Any transfer under the ITQ system for each vessel is also monitored to ensure that any additional quota requirements are rented from other vessels within a 3-day period as required by law (Act No. 57/1996). The reporting system is near real time (circa. 24 hours).</p> <p>The officially weighed catches are the official catch of record on which subsequent deductions from vessels’ quota is based with e-log information being used as a secondary source to ensure accuracy.</p> <p>Processed at sea catch is registered as processed weights using an officially approved yield. This is monitored and verified by the Directorate staff. Weights at landing are checked at the processing base by Directorate staff. Processed weights are converted to live weight equivalents for deduction from each vessel’s quota and management purposes by staff at the Directorate.</p> <p>Cod equivalents</p> <p>The determination of cod equivalent coefficients is based on Article 19. Act no. 116/2006 on fisheries management:</p>			

The Ministry shall calculate the cod equivalent before 15 July each year for each species that is subject to a decision on fisheries management, cf. Article 20, and take into account a twelve-month period beginning on 1 May of the previous year and ending on 30 April. Cod equivalents shall be calculated as the proportion of the value of individual species that are subject to a decision on the management of fishing of the value of gutted cod. The value calculation shall be based on the total catch volume and the total value of these species according to information from the Directorate of Fisheries. When fish is sold fresh abroad, 88% of its sales value shall be used. In the case of demersal fish, with the exception of redfish, gutted fish shall be used.

The following factors are in accordance with the decisions of the Ministry of Fisheries on the value ratios of individual species and apply to the relevant fishing year. The cod equivalent coefficients of several species are based on calendar years, e.g. 2001/2002 = 2002, 2000/2001 = 2001 etc. This applies to Norwegian-Icelandic herring, Arctic cod, blue whiting, redfish and shrimp in the Flemish Basin. Figures for cod equivalents are available at <http://www.fiskistofa.is/fiskveidistjorn/stjornfiskveida/thorskigildisstudlar/>.

All transfers of quota must be authorised by the Fisheries Directorate. The Directorate of Fisheries must be notified of the transfer of quota and must receive this no later than 15 days after the end of the fishing season. Application forms for the transfer of quota are available online¹⁰² and must be transmitted directly to the Directorate for authorisation of the transfer. Information on the catch quota, including quota transfers, of each vessel or vessel group, is recorded in the official central database (GAFL) (see evidence presented in clause 2.3.1.3).

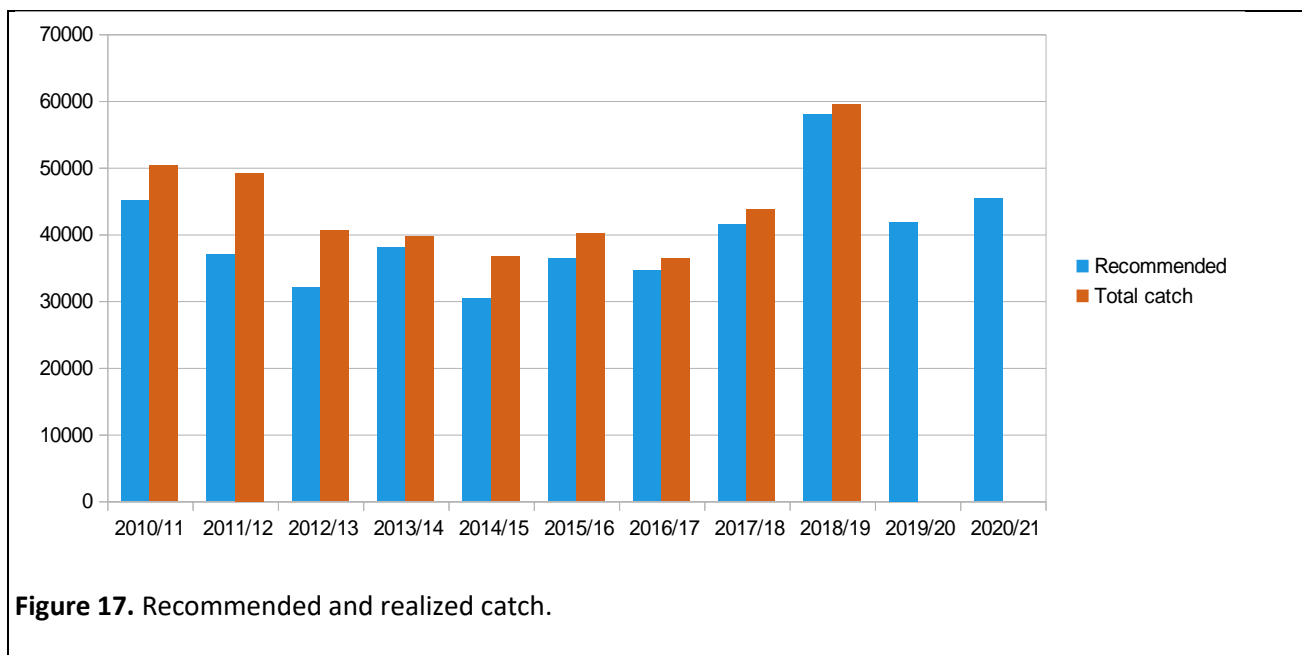
¹⁰² <http://www.fiskistofa.is/eydublod/flutningurveidiheimilda/>

Clause 2.3.4 – Rules are enforced

Supporting Clauses:	2.3.4.1		
Important Note:	No changes to Clauses in IRFM Standard v2.0.		
Clause Guidance:	<p>Surveillance and enforcement of rules are carried out by the Icelandic Coastguard, the Marine Research Institute and the Fisheries Directorate. There are various penalties for serious infractions depending on the nature of the infraction and the number of times the offender has contravened the regulations.</p>		
Evidence Rating:	Low <input type="checkbox"/>	Medium <input type="checkbox"/>	High <input checked="" type="checkbox"/>
Non-conformance:	Critical <input type="checkbox"/>	Major <input type="checkbox"/>	Minor <input type="checkbox"/>
<p>SUMMARY EVIDENCE Rules are enforced by the Icelandic Coast Guard and Fiskistofa. The overall level of compliance appears to be adequate.</p>			
<p>EVIDENCE There is a clearly established legal framework which sets out rules and regulations relating to fishing activity within Icelandic waters and gives powers to the Ministry, the Fisheries Directorate, the Coast Guard and the MFRI to monitor fishing activities and enforce these rules. The penalties for violation of the laws and regulations have been described in clause 2.1 and range from the issue of reprimands by the Directorate of Fisheries and the suspension of commercial fishing permits to confiscation of gear and catch, fines and, in cases of serious or repeated deliberate violation, imprisonment for up to six years (for example, Articles 24 and 25 of Act No. 116/2006⁵⁷; Articles 15-17 of Act No. 79/1997^{Error! Bookmark not defined.}; Chapter 4 of Act no. 57/1996⁵⁸).</p> <p>Rules are enforced by the Icelandic Coast Guard and Fiskistofa. The overall level of compliance appears to be adequate. Please refer to the information, tables and figures provided under clause 2.1.</p>			

Clause 2.3.5 – Analysis is carried out

Supporting Clauses:	2.3.5.1, 2.3.5.2, 2.3.5.3		
Important Note:	No changes to Clauses in IRFM Standard v2.0.		
Clause Guidance:	<i>Analysis shall be carried out with the aim of detecting any deviations that may occur of the actual total catch from the Total Allowable Catch (TAC). Measures are available and are adopted when indicated. Anyone purchasing and/or selling catches shall be obligated to present reports to the appropriate authorities, containing information on the purchase, sale and other disposition of fish catches.</i>		
Evidence Rating:	Low <input type="checkbox"/>	Medium <input type="checkbox"/>	High <input checked="" type="checkbox"/>
Non-conformance:	Critical <input type="checkbox"/>	Major <input type="checkbox"/>	Minor <input type="checkbox"/> None <input checked="" type="checkbox"/>
SUMMARY EVIDENCE			
Analysis shall be carried out with the aim of detecting any deviations that may occur of the actual total catch from the Total Allowable Catch (TAC). Measures are available and are adopted when indicated.			
EVIDENCE			
<p>Given the fact that all catches are recorded on the central database any deviations between actual total catch and the TAC for a particular species are easily detectable. Note that deviations may be attributable to the legitimate inter-species, inter-vessel or inter-annual quota transfers but, in any case, where there are anomalies analysis is carried out to determine the root cause of the deviation. Reasons for deviations include the following:</p> <ul style="list-style-type: none"> • Transfer of quotas between years, which is legal within bounds. • Transfer of quotas between species is possible to some extent, but quotas of other species cannot be used to cover cod catches. • The smallest boats have a different system for limiting catches, which is essentially an effort control system. Predicted catches in that system were accounted for when setting the general TAC in the ITQ system, but the catches tended to exceed predictions. The current effort control system for the small boats that started in 2009, includes TAC constraint so catches should not exceed TAC by large amount (1-2%). • There are some fisheries outside the general quota system, see Clause 1.1.3 • Catches that would be illegal to sell (for example undersized fish) shall still be landed and sold, but the vessel gets only a minor part of the payment. The rest goes to a fund to support research. The amount is only partially subtracted from the quota. • The Faroes and Norway have some small fishing rights in Icelandic waters which in some, but not all years have been accounted for when setting the national quota. <p>The historical record of adherence to the quotas for haddock is shown below. Haddock is attractive, and in recent years some catches of haddock have been covered by quotas from other species.</p>			



7.3. Section 3: Ecosystem Considerations

Clause 3.1 – Guiding Principle

Supporting Clauses:	3.1.1, 3.1.2		
Important Note:	<p>Clause 3.1.1: Text added (Bold) in IRFM Standard v2.0: <i>Adverse impacts of the fishery on the ecosystem shall be considered and appropriately assessed and effectively addressed, consistent with the precautionary approach¹⁰³.</i></p> <p>Clause 3.1.1 (minor change) – consistency with precautionary approach specifically addressed below.</p>		
Clause Guidance:	<p><i>Adverse impacts of the fishery on the ecosystem (e.g. bycatch, ETP species interactions, habitat and foodweb interactions etc.) shall be considered, appropriately assessed and effectively addressed. Those impacts that are likely to have serious consequences shall be addressed. This may take the form of an immediate management response or further analysis of the identified risk.</i></p>		
Evidence Rating:	Low <input type="checkbox"/>	Medium <input checked="" type="checkbox"/>	High <input type="checkbox"/>
Non-conformance:	Critical <input type="checkbox"/>	Major <input type="checkbox"/>	Minor <input checked="" type="checkbox"/> None <input type="checkbox"/>
<p>SUMMARY EVIDENCE</p> <p>Since the Icelandic groundfish fishery of which haddock is part of is multispecies in nature with vessels simultaneously targeting numerous species, habitat and bycatch effects are generally attributed to the fishery as a whole rather than to any species in particular. Most commercially fished species in Iceland, target or non target, are now part of the ITQ system and as such they are retained and accounted for within the catch accounting system operated by Fiskistofa. Discarding is prohibited. There are vulnerable and /or Endangered, Threatened and Protected (ETP) species occurring in Icelandic waters according to OSPAR.</p> <p>E-logbooks recording of all marine mammals and seabirds catches (by species and numbers) is a legal requirement (Reg. 126/2014). A smartphone App has been deployed by the Directorate of Fisheries to make both reporting and identification of bycatch easier for small boat operators in the fishery. Interactions between fishing gears and the seabed are highly dependent on gear type with towed bottom gears such as demersal trawls and dredges having a greater impact than static gear such as longlines, set nets or pots.</p> <p>It is the policy of the Icelandic government to protect vulnerable marine ecosystems (VMEs; coldwater corals and hydrothermal vents), from significant adverse impact from bottom contacting gear. Large areas within the Icelandic EEZ are closed, either temporarily or permanently, to fishing for a variety of reasons; these include the protection of juveniles, spawning fish and VMEs. Cumulatively, a large portion of Icelandic shelf area within which fishing activities occur is closed to bottom trawling.</p>			

103 In this context refer to 2009 FAO Guidelines for Ecolabelling of Fish and Fishery Products from Marine Capture Fisheries, Article 31: Adverse impacts of the fishery on the ecosystem should be appropriately addressed. Much greater scientific uncertainty is to be expected in assessing possible adverse ecosystem impacts of fisheries than in assessing the state of target stocks. This issue can be addressed by taking a "risk assessment/risk management approach". For the purpose of development of ecolabelling schemes, the most probable adverse impacts should be considered, taking into account available scientific information, and traditional, fisher or community knowledge provided that its validity can be objectively verified. Those impacts that are likely to have serious consequences should be addressed. This may take the form of an immediate management response or further analysis of the identified risk....

EVIDENCE

Associated species catch and bycatch to the fishery

The Icelandic groundfish fishery is multispecies in nature with vessels simultaneously targeting numerous species. With regards to catches, most commercially fished species in Iceland are now part of the ITQ system. Discarding is prohibited and comparison between observer measured catch compositions and self-reporting by fishers ensures that a high level of compliance with the ban on discarding is maintained. The species listed below are those that were identified during the re-assessment (i.e. the previous audit)¹⁰⁴. A status update on each of these species is provided below. In summary however, the haddock fishery does not appear to have any significant effects on any of the species listed, aside from one, spotted wolffish, itself subject to a non conformance and resulting corrective action from the management authorities.

Status of bycatch and associated species in the haddock target and non-target fisheries as identified during the re-assessment from historic average catches for each relevant gear type. All data and information is derived from the MFRI Advice page¹⁰⁵ for each individual species.

PORSKUR – COD (*Gadus morhua*)¹⁰⁶

Estimated spawning stock biomass (SSB) has increased in recent years and has not been larger in almost 60 years. Harvest rate has declined and is at its lowest value in the assessment period. Recruitment since 1988 (mean = 140) is lower than the average recruitment in the period 1955–1985 (mean = 205). The increase in SSB is therefore primarily the result of lower harvest rate. Sizes of the year classes 2014 and 2015 are near the long-term average but year class 2016 is small.

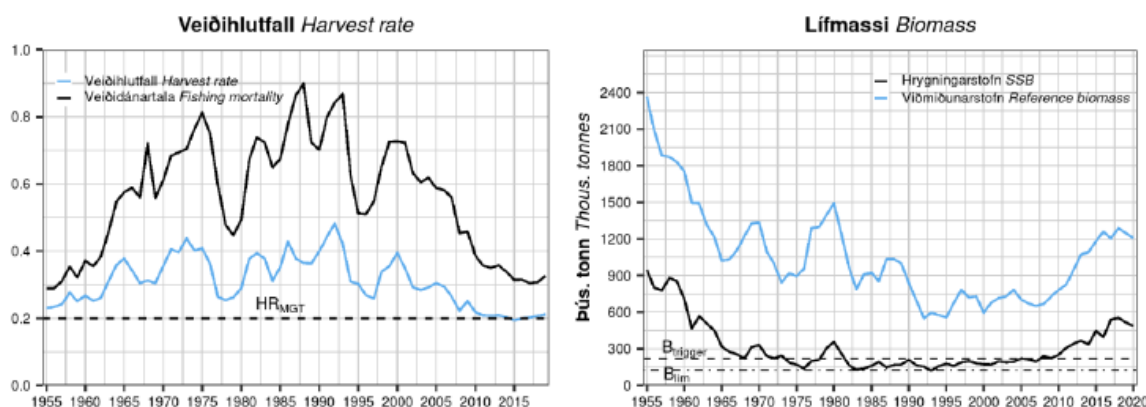


Figure 18. Icelandic cod harvest rate and biomass.

UFSI – SAITHE (*Pollachius virens*)¹⁰⁷

The spawning-stock biomass (SSB) is currently at the time-series maximum. The harvest rate has declined from 2009 and is presently estimated below HRMGT. Recruitment in the last decade has been high. The reference biomass has increased since 2015 due to the large 2012 year class. Year classes 2013 and 2014 are estimated to be above average but year class 2015 small.

¹⁰⁴ <https://www.responsiblefisheries.is/media/1/icelandic-haddock-re-assessment-report-final-03feb2020.pdf>

¹⁰⁵ <https://www.hafogvatn.is/en/harvesting-advice>

¹⁰⁶ <https://www.hafogvatn.is/static/extras/images/01-cod1206996.pdf>

¹⁰⁷ <https://www.hafogvatn.is/en/moya/extras/categories/radgjof/ufsi>

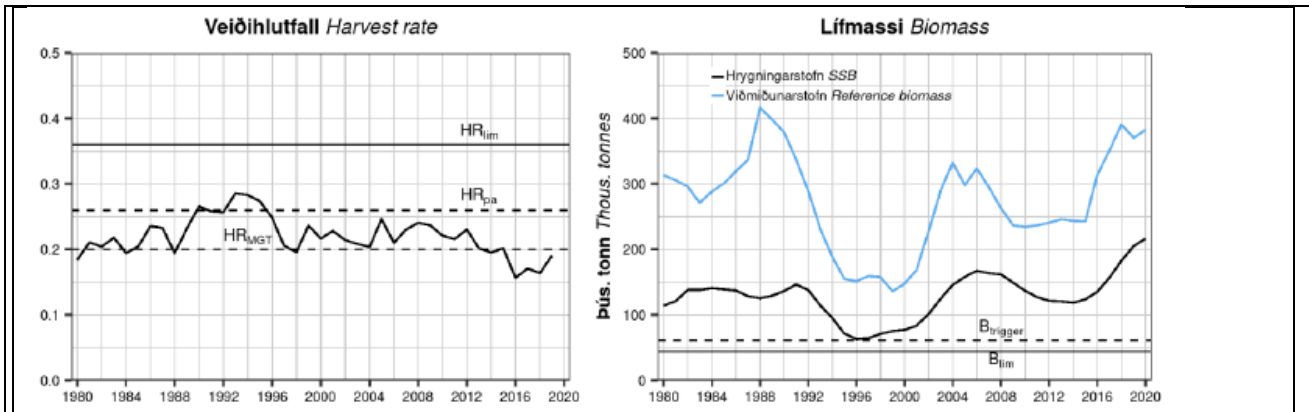


Figure 19. Icelandic saithe harvest rate and biomass.

GULLKARFI – GOLDEN REDFISH (*Sebastes norvegicus*)¹⁰⁸

Spawning-stock biomass (SSB) steadily increased from 2002–2015 and then showed a decreasing trend but remains well above MSY Btrigger. Fishing mortality has decreased in the past two decades but is above FMSY. The 2009–2013 year classes are estimated to be record lows in the time series.

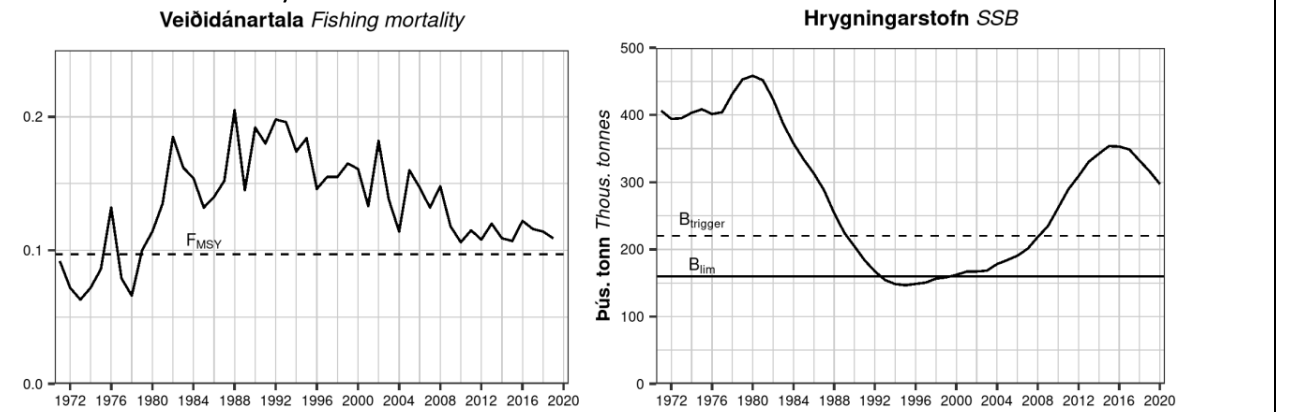


Figure 20. Icelandic golden redfish harvest rate and biomass.

DJÚPKARFI – DEMERSAL BEAKED REDFISH (*Sebastes mentella*)¹⁰⁹

The IS-SMH biomass index has been variable since 2012. Since 2007, survey estimates have consistently shown very low estimates for juveniles (≤ 30 cm). The biomass index shows some stability in recent years although recruitment is very limited and cause for caution. Catches in the previous 5 years have generally been in agreement with advice and TAC.

¹⁰⁸ <https://www.hafogvatn.is/en/moya/extras/categories/radgjof/karfi>

¹⁰⁹ <https://www.hafogvatn.is/static/extras/images/61-demersalsmentella1206848.pdf>

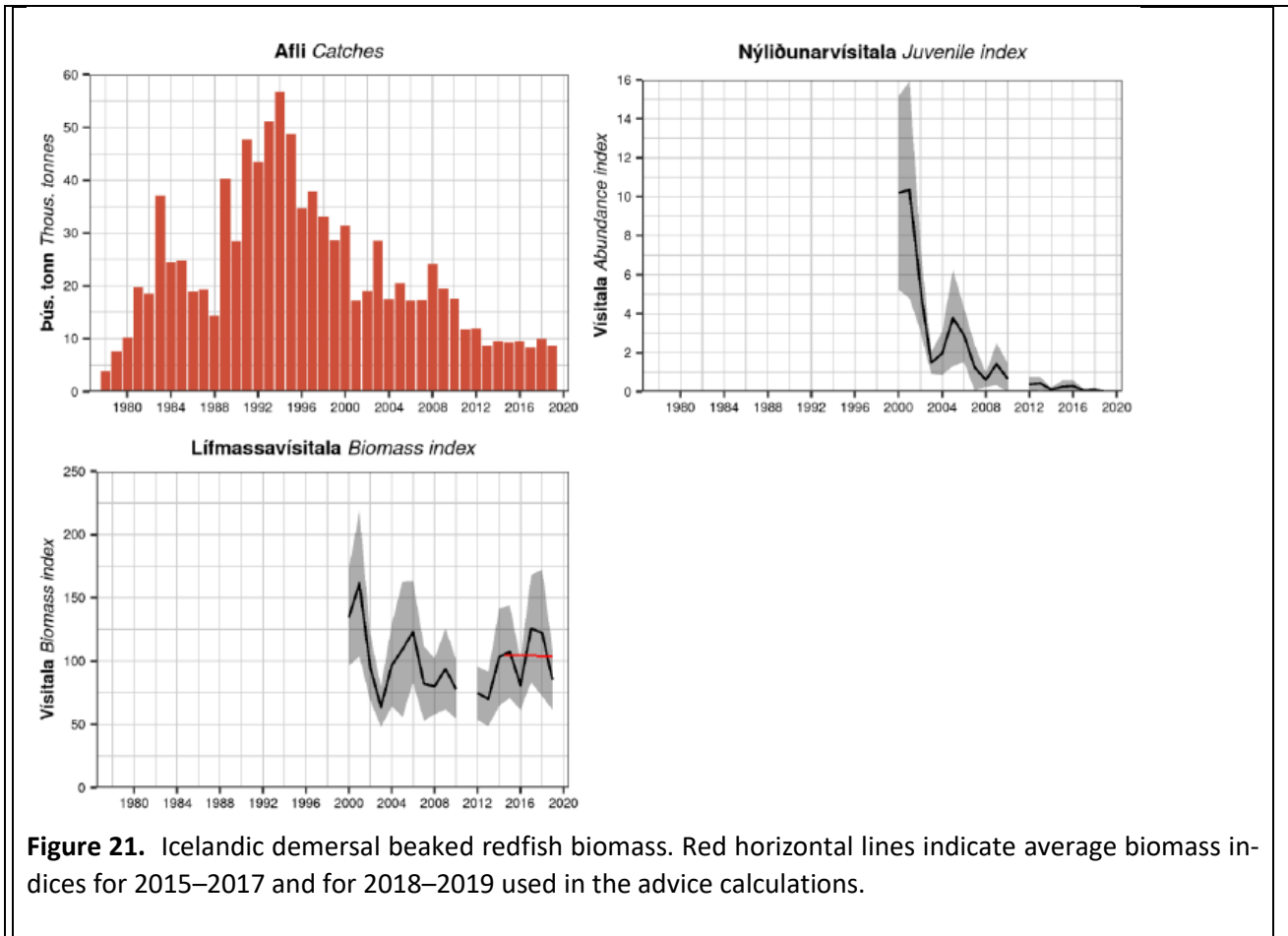


Figure 21. Icelandic demersal beaked redfish biomass. Red horizontal lines indicate average biomass indices for 2015–2017 and for 2018–2019 used in the advice calculations.

GRÁLÚÐA – GREENLAND HALIBUT (*Reinhardtius hippoglossoides*)¹¹⁰

The stock biomass is stable and is above MSY Btrigger. Fishing mortality is estimated to be above FMSY.

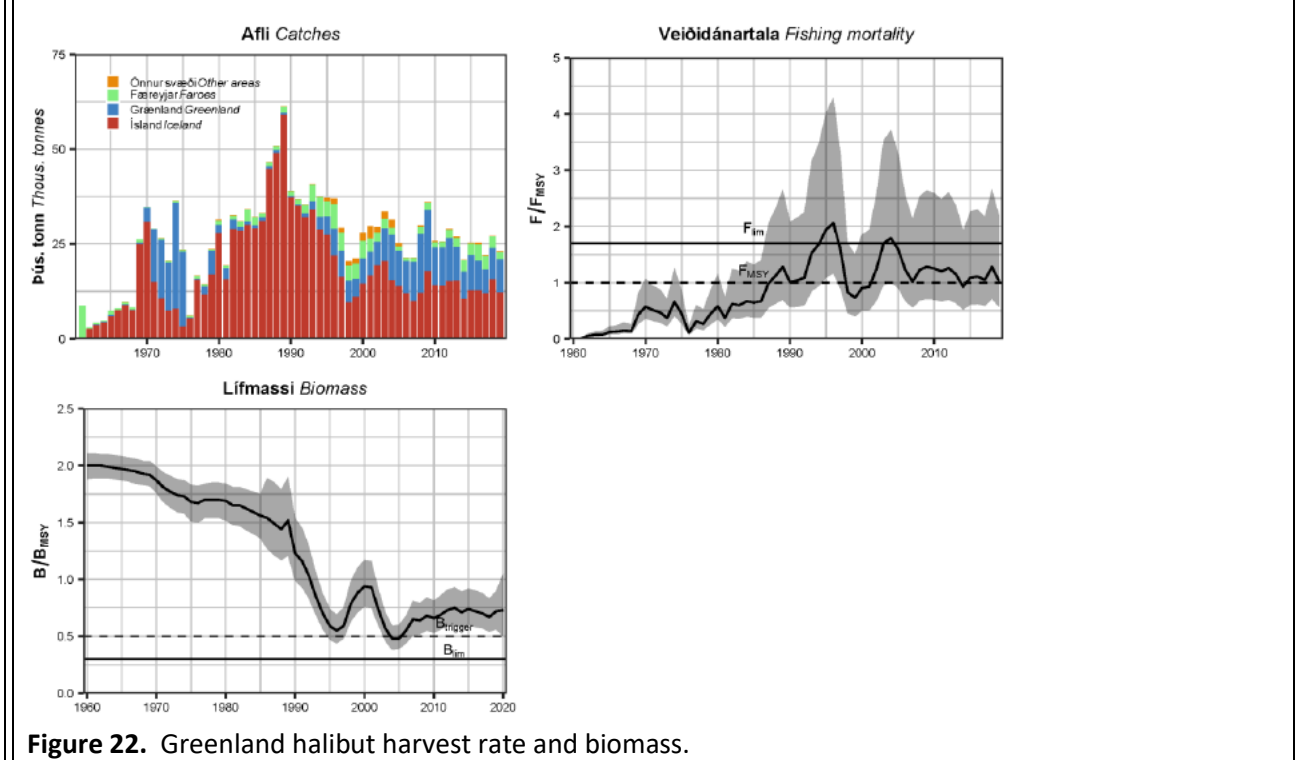


Figure 22. Greenland halibut harvest rate and biomass.

¹¹⁰ <https://www.hafogvatn.is/static/extras/images/22-greenlandhalibut1206853.pdf>

LANGA – LING (*Molva molva*)¹¹¹

The spawning-stock biomass (SSB) and the reference biomass (ling >75 cm) in 2013–2018 were among the highest in the time series, but are now declining. Harvest rate (HR) has decreased since 2008 and is now the lowest in the time series, but above HR_{MGT}. Recruitment was high from 2004 to 2011 but has declined to the levels of the 1980s and 1990s.

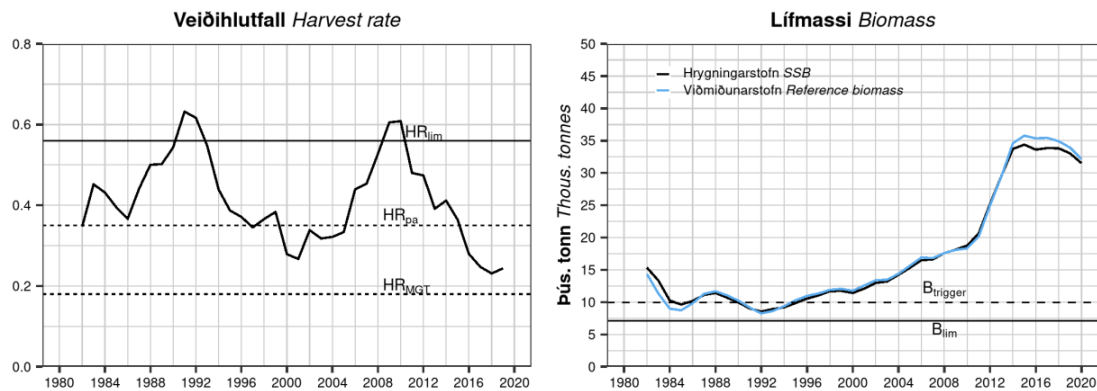


Figure 23. Ling harvest rate and biomass.

TINDASKATA – STARRY RAY (*Amblyraja radiate*)¹¹²

The survey biomass index (IS-SMB) shows a long-term decreasing trend. Since 2008, the biomass index has been stable but at the lowest level in the time series. The abundance index of juveniles (<21 cm) shows large variation without any clear trend. Recruitment is stable. A recommended TAC of 988 tonnes has been provided for the first time for the 2020/2021 season. The catches in the previous 3 years were below this threshold ranging from 550 to 798 tonnes.

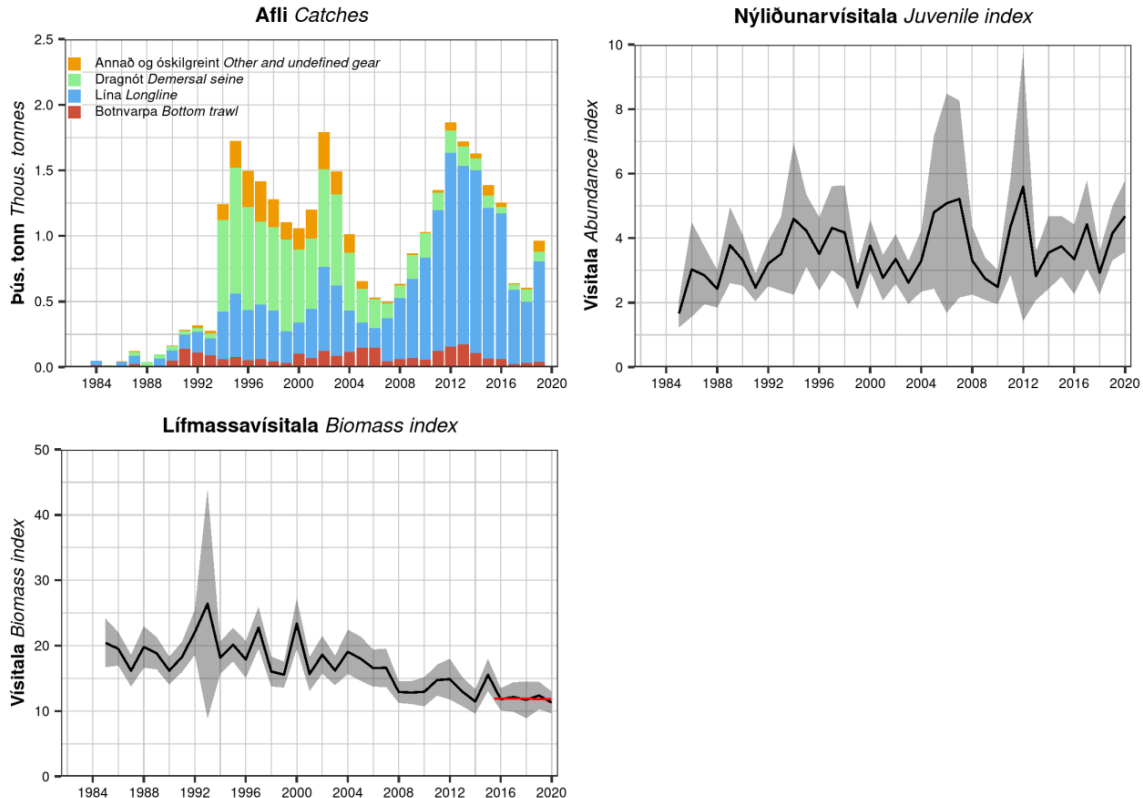


Figure 24. Starry skate harvest rate and biomass.

¹¹¹ <https://www.hafogvatn.is/static/extras/images/06-ling1206876.pdf>

¹¹² <https://www.hafogvatn.is/static/extras/images/12-starryray1206928.pdf>

STEINBÍTUR—ATLANTIC WOLFFISH (*Anarhichas lupus*)¹¹³

Harvestable biomass declined from 2006–2013 but has increased since then and is now close to the highest level in the assessment history. Fishing mortality has been below F_{MSY} since 2013. Recruitment has been low since 2006, as compared to the two preceding decades.

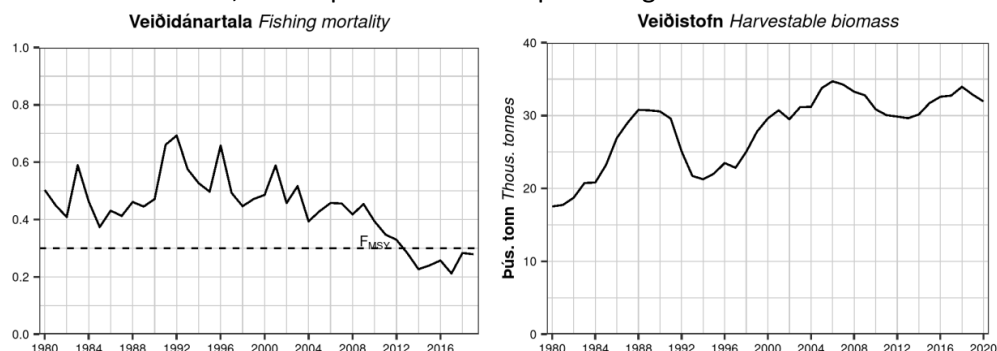


Figure 25. Atlantic wolffish harvest rate and biomass.

HLÝRI – SPOTTED WOLFFISH (*Anarhichas minor*)¹¹⁴

Because the stock is depleted and Icelandic catches were consistently above recommended TAC and above TAC in the two most recent fishing seasons, a minor non-conformance was raised in previous audits.

Spotted wolffish. Recommended TAC, national TAC, and catches (tonnes).

Fiskveiðiár Fishing year	Tillaga Rec. TAC	Aflamark National TAC	Afli Catches
2012/13	900	-	2042
2013/14	900	-	2250
2014/15	900	-	1655
2015/16	900	-	1913
2016/17	1128	-	1587
2017/18	1080	-	1528
2018/19	1001	1001	1383
2019/20	375	375	
2020/21	314		

NC#2 Clause 3.1.1: There is insufficient evidence that adverse impacts of the haddock fishery on spotted wolffish, are being considered and appropriately assessed and effectively addressed, consistent with the precautionary approach.

Updates and corrective actions are shown below.

As spotted wolffish are mainly caught as bycatch, catches have been above recommendations, and biomass indices are now at historically low levels, MFRI recommends in their advice that fishermen will be allowed to release spotted wolffish caught beyond set TAC. The biomass index has decreased since 2008 and continuously from 2015. SSB is likely to be below any candidate value of Blim. The juvenile index indicates a recruitment failure since 2012. Fproxy has been above target in recent years.

¹¹³ <https://www.hafogvatn.is/static/extras/images/09-atlanticwolffish1206916.pdf>

¹¹⁴ <https://www.hafogvatn.is/static/extras/images/13-spottedwolffish1206865.pdf>

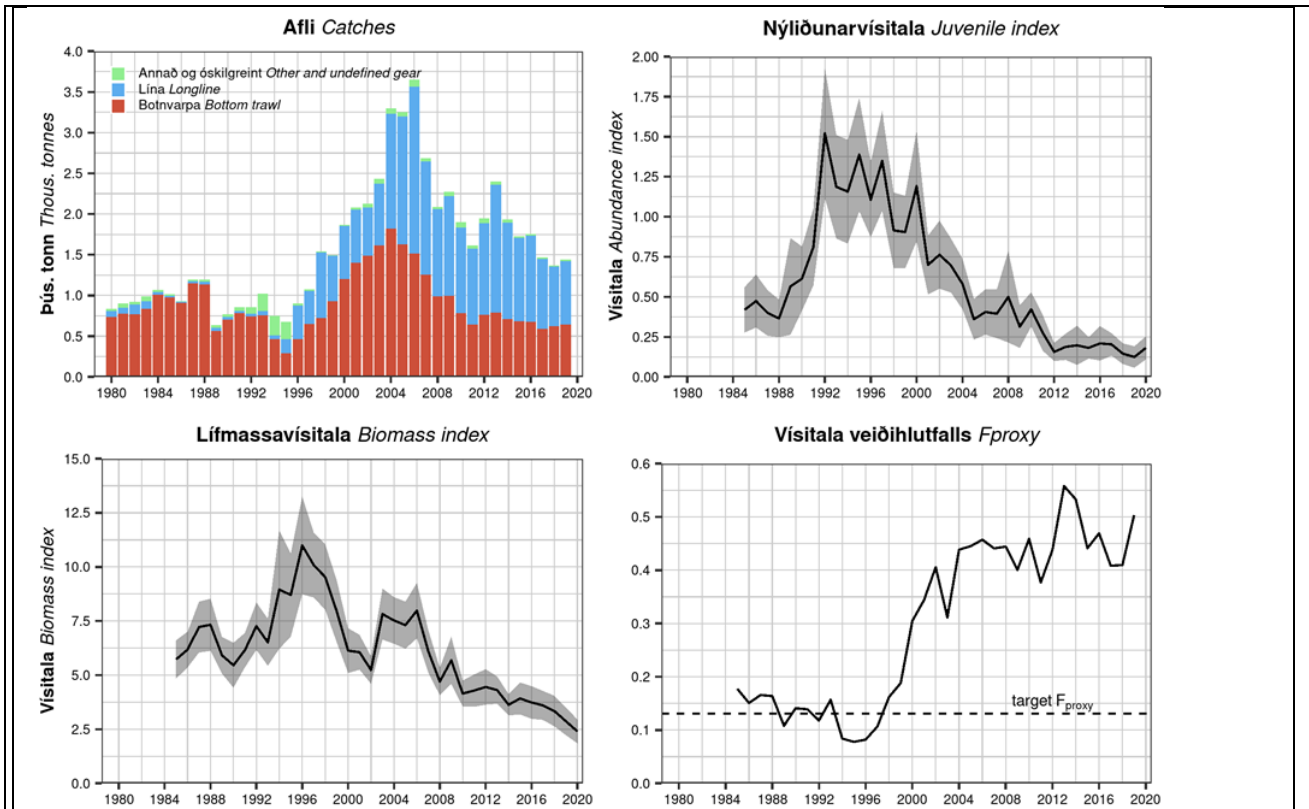


Figure 26. Spotted wolffish harvest rate and biomass.

Additional management measures have been implemented for this stock in 2020. During the remote site visit the MFRI communicated that there is a strong need to protect the stock. Studies in Canada show that wolffish is generally fairly robust and can survive capture by trawls. For example, Grant and Hiscock (2014)¹¹⁵ showed a 92-100% post capture survival for spotted wolffish following net entrapment in commercial bottom otter trawl tows up to 2.5 h, haul back through a thermocline (range, 5.8 °C), and exposure to 5–13 °C air temperatures for up to 2 h. As a result of this, the MFRI gave a landings advice for the 2020/21 season and suggested that fishers would be allowed to discard spotted wolffish as per Regulation 1256/2020¹¹⁶ which now allows fishers to discard viable (living) spotted wolffish, as opposed to landing it dead, taking advantage of the high post capture survival of this fish. As per article 1 of this regulation, if spotted wolffish is released, the type and estimated quantity in kilograms released shall be recorded in an electronic catch logbook or the smart device program. Hence the amount caught and landed and the amount caught and released will be recorded. In addition, the MFRI is in the process of measuring the survival of spotted wolffish in Icelandic waters and, in addition to age reading, they hope to potentially develop a recovery plan for the stock.

Status: Open, Corrective Actions in place to be reviewed annually in subsequent audits. Corrective actions are deemed to be on track.

A corrective action plan against this non-conformance has been provided under the [Non Conformances and Corrective Action Section](#) of this report. Please refer to it for further detail on the non-conformance, the corrective action plan and the corrective evidence supplied during this audit.

¹¹⁵ Grant, S.M., and Hiscock, W. 2014. Post-capture survival of Atlantic Wolffish (*Anarhichas lupus*) captured by bottom otter trawl: Can live release programs contribute to the recovery of species at risk? *Fish. Res.* 151: 169-176. <https://www.sciencedirect.com/science/article/abs/pii/S0165783613002816>

¹¹⁶ Reglugerð um (2.) breytingu á reglugerð nr. 468/2013, um nýtingu afla og aukaafurða. <https://www.reglugerd.is/reglugerdir/eftirraduneytum/atvinnuvega--og-nyskopunarraduneyti/nr/22242>

GULLLAX – GREATER SILVER SMELT (*Argentina silus*)¹¹⁷

The spawning-stock biomass (SSB) is estimated at historical high level and has increased continuously since 2012. Fishing mortality has decreased significantly since 2013 and is now well below FMSY. Recruitment shows an increasing trend since 2006.

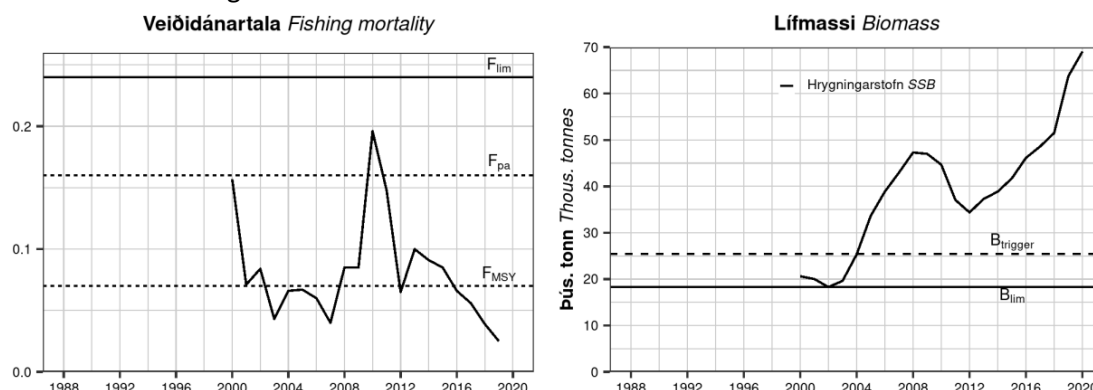


Figure 27. Greater silver smelt harvest rate and biomass.

SKARKOLI – PLAICE (*Pleuronectes platessa*)¹¹⁸

The harvestable biomass steadily increased from 2000–2015 and has been stable since then. Fishing mortality has declined since 1997 and has been around FMSY since 2011. Recruitment has been stable since 1994.

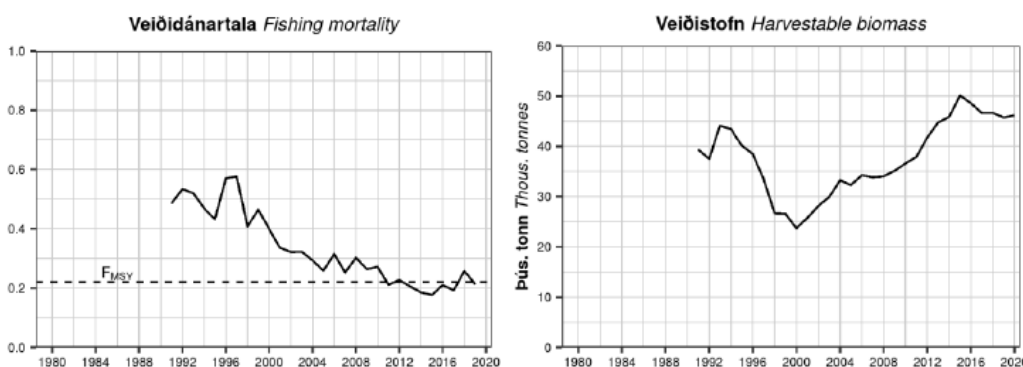


Figure 28. Plaice harvest rate and biomass.

PYKKVALÚRA – LEMON SOLE (*Microstomus kitt*)¹¹⁹

The IS-SMB biomass index has been variable and decreasing from the maximum in 2006. Fproxy has been highly variable for two decades. IS-SMB recruitment index is close to average but has decreased from the maximum in 2010–2013.

¹¹⁷ <https://www.hafogvatn.is/static/extras/images/19-greatersilversmelt1206861.pdf>

¹¹⁸ <https://www.hafogvatn.is/static/extras/images/23-plaice1206904.pdf>

¹¹⁹ <https://www.hafogvatn.is/static/extras/images/24-lemonsole1206924.pdf>

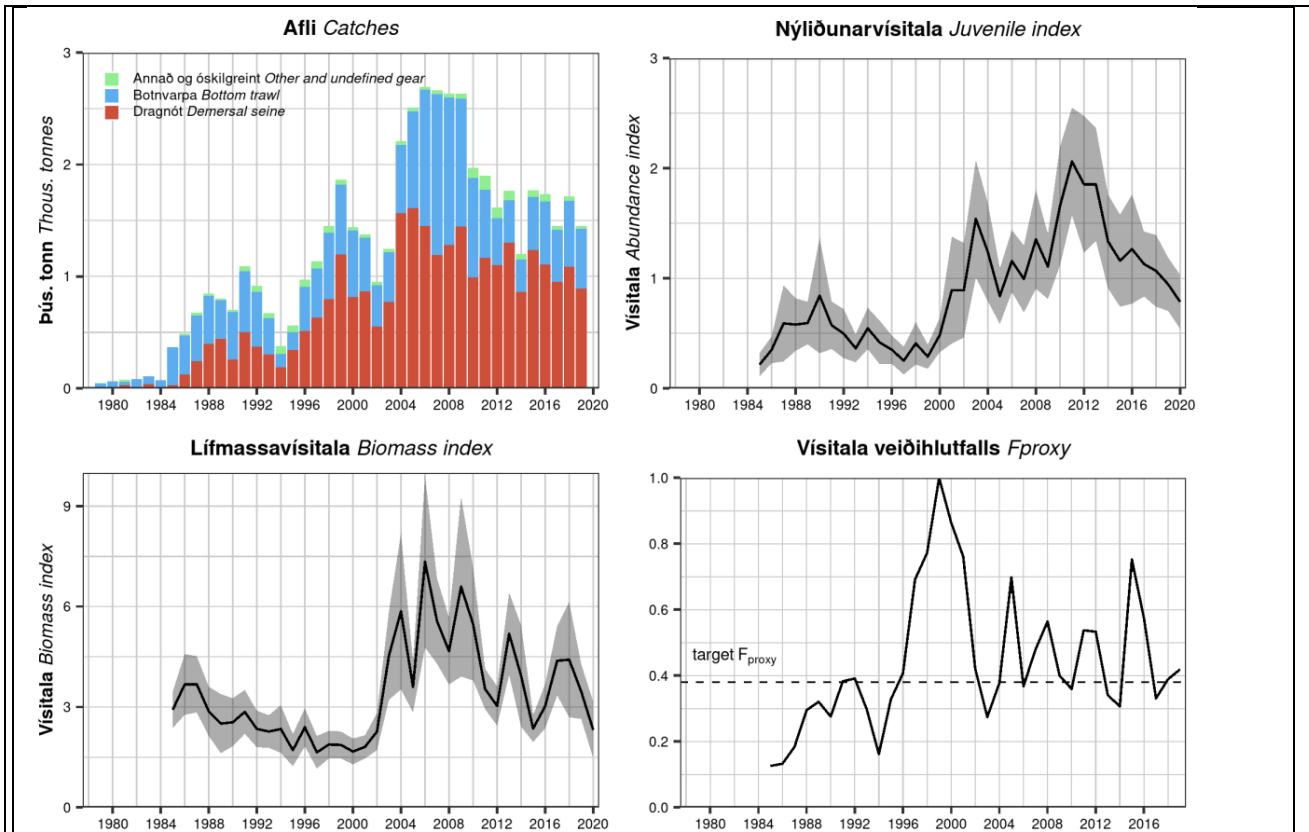


Figure 29. Lemon sole harvest rate and biomass.

LANGLÚRA – WITCH (*Glyptocephalus cynoglossus*)¹²⁰

IS-SMB biomass index has been high since 2004. The recruitment index has, however, declined since 2009 and reached an all-time low in 2011–2020. Fproxy has remained relatively low and stable over the last eight years.

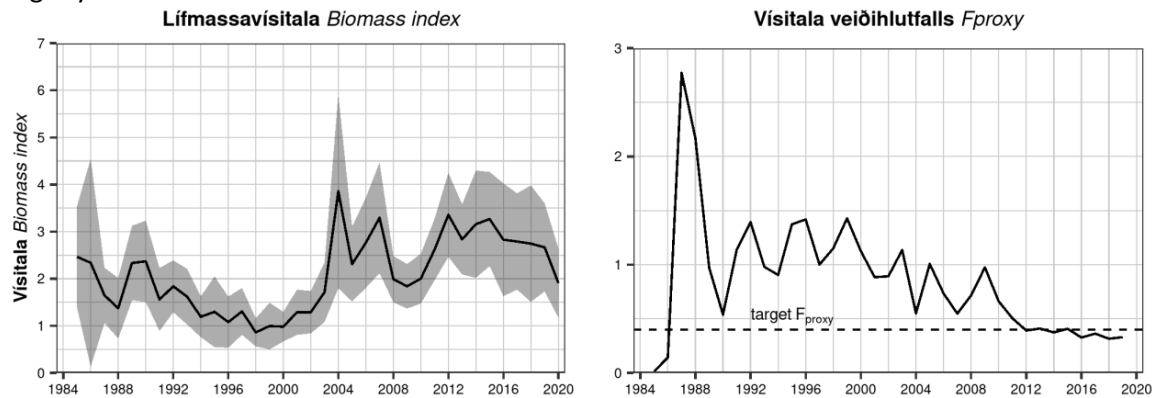


Figure 30. Witch harvest rate and biomass.

KEILA – TUSK (*Brosme brosme*)¹²¹

SSB has remained constant at a low level in recent years but the reference biomass (tusk ≥40 cm) has decreased since 2008 and is now at the lowest level in the time series. Harvest rate declined in 2010–2017, but has increased since then and is above HRMGT and close to HRLim. Recruitment in 2012–2014 was low, but has increased since then and was high in 2019 and 2020.

¹²⁰ <https://www.hafogvatn.is/static/extras/images/25-witch-11206950.pdf>

¹²¹ <https://www.hafogvatn.is/static/extras/images/08-tusk1206956.pdf>

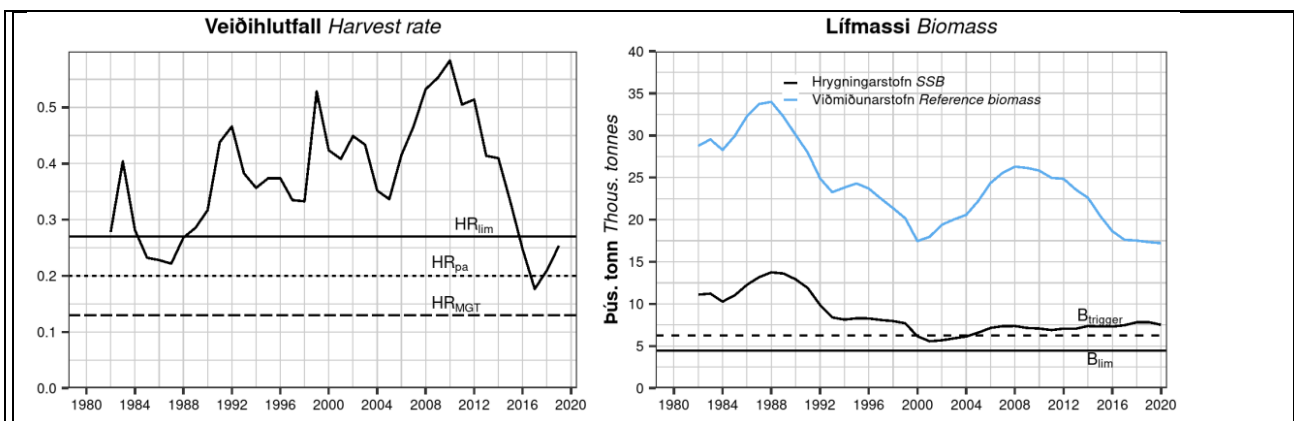


Figure 31. Tusk harvest rate and biomass.

SANDKOLI – DAB (*Limanda limanda*)¹²²

IS-SMB biomass index has remained low since 2004, as compared to the years 1985–2003. Survey recruitment index from IS-SMB is considered inadequate to provide information on recruitment because the survey does not cover the main nursery areas in shallow water. A new survey in shallow waters that started in 2017 will provide important recruitment information for this species in the future.

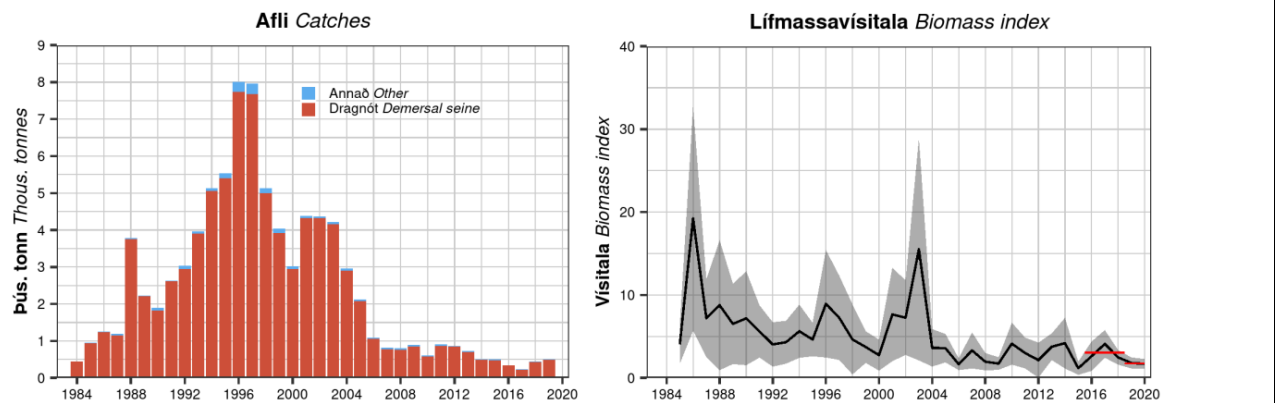


Figure 32. Dab harvest rate and biomass.

Catches are within advice and national TAC since 2014/15.

Endangered, Threatened and Protected (ETP) and vulnerable species interactions

Updates from the 2021 audit and remote site visit are presented below. Below is the latest (available) reported bycatch from the fishing fleet by gear that has been provided by the MFRI. They report that (as somewhat expected) logbook records were generally much lower than the estimated bycatch. As an example, the total bycatch of reported harbour porpoises in the gillnet fishery over the 4 years was 171 porpoises while the total observed by inspectors and in the MFRI cod gillnet survey (3.7% of total effort) was 119 porpoises.

Table 13. Bycatch of marine mammals and seabirds by gear type in 2016-2019 as reported by the fishing fleet. Source MFRI, January 2021.

Cod and Greenland halibut gillnets					
Species	2016	2017	2018	2019	Total

¹²² <https://www.hafogvatn.is/static/extras/images/27-dab1206896.pdf>

Harbour porpoise	52	45	48	26	171
White beaked dolphin	1	0	0	1	2
Harbour seal	11	12	7	8	38
Grey seal	4	1	1	1	7
Harp seal	2	0	0	0	2
Ringed seal	0	0	0	1	1
Humpback whale	1	0	0	0	1
Northern bottlenose whale	0	0	1	0	1
Risso's dolphin	0	0	7	0	7
Total marine mammals	71	58	64	37	230
Common guillemot	32	40	35	38	145
Northern fulmar	0	2	0	0	2
Brünnich's guillemot	0	0	0	3	3
Black guillemot	0	2	0	26	28
Cormorants	0	1	2	4	7
Total seabirds	32	45	37	71	185
Demersal longline					
Species	2016	2017	2018	2019	Total
Northern fulmar	61	303	539	195	1098
Northern gannet	0	27	3	0	30
Seagull species	25	8	3	0	36
Total seabirds	86	338	545	195	1164
Demersal otter trawl					
Species	2016	2017	2018	2019	Total
Harbour seal	0	0	3	1	4
Unidentified dolphin	0	0	1	0	1
Total marine mammals	0	0	4	1	5
Northern gannet	0	0	0	3	3
Total seabirds	0	0	0	3	3

Most recent estimates of marine mammal and seabird bycatch can be found in the table below. The MFRI highlighted that these numbers are from a technical report that will be published in the spring. The estimates are stratified by area (four areas) and based on inspector records and MFRI survey data (gillnets). The estimate for common loon has extremely low precision, as it is based on one incident when 3 birds were caught. It is the only event of loon bycatch that we have observed, which suggests that bycatch is rarer than this estimate suggests. The same applies for other species that have estimates only based on 1-2 incidents.

Table 14. Estimates of annual bycatch of marine mammals and seabirds by gear type and area for the period 2016-2019. Numbers are shown raised by effort, but observed animals are shown in brackets. Source MFRI, January 2021.

Cod and Greenland halibut gillnets						
Species/Area	NW	NE	SW	SE	Total	95% CI
Harbour porpoise	222 (25)	231 (28)	207 (40)	151 (26)	811 (119)	575-1065
Harbour seal	18 (2)	0 (0)	0 (0)	0 (0)	18 (2)	0-44
Grey seal	9 (1)	0 (0)	0 (0)	0 (0)	9 (1)	0-27
Harp seal	9 (1)	58 (7)	0 (0)	0 (0)	67 (8)	25-126
Ringed seal	9 (1)	0 (0)	0 (0)	0 (0)	9 (1)	0-27
White beaked dolphin	18 (2)	0 (0)	0 (0)	0 (0)	18 (2)	0-44
Total marine mammals	285 (32)	289 (35)	207 (40)	151 (26)	930 (133)	600-1332
Common guillemot	248 (28)	41 (5)	145 (28)	0 (0)	434 (61)	297-594
Northern fulmar	0 (0)	8 (1)	104 (20)	6 (1)	118 (22)	67-187
Common loon	0 (0)	25 (3)	0 (0)	0 (0)	25 (3)	8-49
Brünnich's guillemot	9 (1)	0 (0)	10 (2)	0 (0)	19 (3)	0-52
Eider	0 (0)	16 (2)	0 (0)	0 (0)	16 (2)	0-41
Total seabirds	257 (29)	91 (11)	259 (50)	6 (1)	612 (98)	373-924
Longlines						
Species/Area	NW	NE	SW	SE	Total	95% CI
Northern gannet	267 (12)	0 (0)	200 (13)	0 (0)	467 (25)	263-693

Northern fulmar	2115 (95)	957 (57)	46 (3)	598 (10)	3716 (165)	2829-4636
Herring gull	111 (5)	0 (0)	0 (0)	0 (0)	111 (5)	44-200
Lesser black-backed gull	779 (35)	0 (0)	0 (0)	0 (0)	779 (35)	579-1002
Total seabirds	3272 (147)	957 (57)	246 (16)	598 (10)	5073 (230)	3715-6531
Demersal trawl						
Species/Area	NW	NE	SW	SE	Total	95% CI
Grey seal	17 (1)	0 (0)	0 (0)	0 (0)	17 (1)	0-50
Harp seal	17 (1)	0 (0)	0 (0)	0 (0)	17 (1)	0-50
Total marine mammals	34 (2)	0 (0)	0 (0)	0 (0)	34 (2)	0-100
Northern gan-net	0 (0)	0 (0)	21 (1)	0 (0)	21 (1)	0-62
Total seabirds	0 (0)	0 (0)	21 (1)	0 (0)	21 (1)	0-62

Annual estimates of harbour porpoise by-catch have decreased in recent years as gillnet effort has decreased, from a high of 7,300 animals in 2003 to about 1600 animals in 2009–2013 and down to about 750 animals in 2014-2015¹²³. Of the updated numbers provided in the tables above by the MFRI during the remote site visits in January 2020 we note that the estimated bycatch of harbour porpoise between 2016 and 2019 are comparable to those of 2014 and 2015. Furthermore, a harbour porpoise status update from NAMMCO is provided below.

Harbour Porpoises (*Phocoena phocoena*)

Harbour porpoises are classified as Least Concern in the IUCN Red List¹²⁴ (population trend unknown, last assessed in 2020). They are also classified as Least Concern in the Icelandic National Redlist (based on a 2016 assessment)¹²⁵. Annual estimates of harbour porpoise by-catch have decreased in recent years as gillnet effort has decreased, from a high of 7,300 animals in 2003 to about 1600 animals in 2009–2013¹²⁶ and down to about 750 animals in 2014-2015.

The latest Report of the NAMMCO Scientific Committee Working Group on Harbour Porpoise (19-22 March 2019)¹²⁷ reported the following about the Icelandic harbour porpoise population.

The assessment for Iceland made during the Tromsø WS was discussed. Although there are indications that the Icelandic population is part of a larger North Atlantic one, for pragmatic reasons a separate assessment

¹²³ See Figure 55 of the February 2020 IRFM Icelandic Cod Re-Assessment Report available at <https://www.responsiblefisheries.is/certification/certified-fisheries/cod>

¹²⁴ <https://www.iucnredlist.org/species/17027/50369903>

¹²⁵ <https://www.ni.is/node/27406>

¹²⁶ Pálsson ÓK, Gunnlaugsson Th, and Ólafsdóttir D. 2015. By-catch of seabirds and marine mammals in Icelandic Fisheries. Marine Research no 178. <https://www.hafogvatn.is/static/research/files/fjolrit-178pdf>

¹²⁷ https://nammco.no/wp-content/uploads/2019/02/final-report_hpwg-2019.pdf

was carried out. There was a significant effort in the 1990s to collect samples for analysis of biological parameters and payments are still being offered to fishermen for genetic samples from by-caught animals. Analysis of all sampling efforts is planned to be finalised at the end of 2019. One absolute abundance estimate from a harbour porpoise survey in 2007 is available (although should be treated with caution since the aerial survey covered an unknown fraction of the area of distribution). Two relative abundance estimates from genetic close-kin analysis were also used in the assessment. The WG agreed it was not clear whether it was appropriate to use close-kin genetic analysis and that appropriate expertise to provide a sufficiently competent review of this as an approach for estimating abundance was lacking.

Direct hunting of harbour porpoises is not widespread in Iceland but there is significant by-catch, particularly in the gillnet fishery for lumpfish (primarily) and the cod gillnet fisheries. Efforts to reliably estimate the extent of this by-catch are ongoing. The WG reran the population model with some changes and agreed that although there was sufficient information available to run the same model for Iceland as used for Greenland, it would require more time.

After reviewing the assessment and noting the recent decline in by-catch, the WG agreed that there was no specific cause for concern for harbour porpoises in Iceland. However, they also concluded that the lack of time and expertise meant they were not in a position to provide management advice on sustainable removals.

Seals and white beaked dolphin

The updated bycatch data on seals and white beaked dolphin is similar to or less in numbers to the data from 2014-16 analysed in the Re-Assessment report. The yearly removals are considered to be small at 9-18 individuals from gillnets gear and 17 individuals (grey seals) from bottom trawl, and unlikely to have any effects to any of these species. The bycatch of harp seal was estimated at 67 individuals annually and 17 individuals in bottom trawls, also considered to be unlikely to negatively affect the population, considering that the species is classified as Least Concern on the IUCN Redlist (2015 assessment, population trend increasing and estimated globally at 4,5 million mature individuals)¹²⁸. There is no updated information on these species' population abundance from the MFRI Advice website as of the spring of 2021, but we note the study highlighted below.

Punt et. al. 2020¹²⁹ published a Management Strategy Evaluation (MSE) study applied, for illustrative purposes, to export fisheries in Iceland that impact harbor porpoises (*Phocoena phocoena*), harbor seals (*Phoca vitulina*), and grey seals (*Halichoerus grypus*). Several management strategies were evaluated. The cod fishery is the largest source of human-caused mortality of harbor porpoises in Iceland, but the porpoise population is assessed to be above maximum net productivity level (MNPL) currently and is predicted to continue to increase despite current levels of human-caused mortality. In contrast, the major source of mortality for the two seal species is bycatch in the lumpfish fishery. Harbor seals, in particular, are declining, and unless the impacts of the lumpfish (*Cyclopterus lumpus*) fishery are reduced, this downward trend is predicted to continue.

Seals hunting prohibition

At the end of December 2019, a new regulation no. 1100/2019 on the prohibition of seal hunting was published. The regulation applies to prohibition hunting for all seal species in Iceland. The regulation states

¹²⁸ <https://www.iucnredlist.org/species/41671/45231087#population>

¹²⁹ <https://cdnsiencepub.com/doi/full/10.1139/cjfas-2019-0386>

that seal hunting is not permitted in Icelandic for all areas (in the sea, rivers and lakes) except in special circumstances that may be licensed by the Directorate of fisheries¹³⁰.

Pingers testing

The MFRI has been conducting pinger/acoustic device testing in gillnet fisheries for several years now, with mixed results. The last device tested in 2019-2020 showed promise, and publication on the results and possible larger scale trials are planned in 2021 (MFRI, personal communication, 12 January 2021)..

Seabirds

For seabirds, the highest estimated bycatch numbers between 2016 and 2019 are those of common guillemot (gillnet), Northern fulmar, longline and gillnet), lesser black backed gull and northern gannet (both caught with gillnets).

Table 15. Estimates of annual bycatch removal of seabirds species.

Species	Cod gillnets	Longline	Otter trawl	Iceland Institute of Natural History (INH) Red List Classification	Population estimated in INH's 2018 Red List	Annual bycatch % removal of estimated population*
Northern fulmar (<i>Fulmarus glacialis</i>)	118	3716	0	Endangered	1.2 million pairs	0.14%
Common guillemot (<i>Uria aalge</i>)	434	0	0	Vulnerable	693,000 pairs	0.03%
Northern gannet (<i>Morus bassanus</i>)	0	467	21	Vulnerable	37,000 pairs	0.66%
Brünnich's guillemot (<i>Uria lomvia</i>)	19	0	0	Endangered	327,000 pairs	0.003%
Herring gull (<i>Larus argentatus</i>)	0	111	0	Near Threatened	5,000–10,000 pairs	0.74%
Lesser black-backed gull (<i>Larus fuscus</i>)	0	779	0	Data Missing	42,000 pairs	0.93%
Common loon (<i>Gavia immer</i>)	25	0	0	Vulnerable	279 pairs ¹³¹	4.48%
Common eider (<i>Somateria mollissima</i>)	16	0	0	Vulnerable	850,000 birds	0.001%

For all birds but common loon the removals are considered quite limited and unlikely to significantly hinder recovery of these seabirds.

Common Loon

¹³⁰ http://www.fiskistofa.is/media/arsskyrslur/Arsskyrsla_Fiskistofu_2020.pdf

¹³¹ Presumably the population is now somewhat larger, as there are about 500 known nesting sites and the nesting is densest in Mýrar, the heaths up from Dalarna, in Húnavatnssýsla and Borgarfjörður, on Skaga, Norður-Sléttu, near Mývatn and in Veiðivötn. Source: <https://www.ni.is/node/27141>

Last assessed in 2018, this species is categorised as Least Concern in the IUCN Red List with a stable global population trend. Wetlands International (2016) estimated the population at 612,000-640,000 individuals. In Europe the breeding population is estimated at 700-1,300 pairs, which equates to 1,400-2,600 mature individuals (BirdLife International 2015).¹³²

The issue of *Gavia immer* gillnet bycatch has been raised as a non-conformance in the Icelandic cod and saithe re-assessment. The issue is not applicable to this fishery which is principally prosecuted (>99% in recent years) with trawl and longline gear.

Updates on sharks and rays, Atlantic halibut and whale species

Subsequent from the fishery re-assessment in 2019-2020¹³³ analysis of ETP species we note that the MFRI provided the following update information relating to fisheries effects.

Sharks and rays

A total of five leafscale gulper sharks have been landed for the last 10 years, all caught in demersal trawl. They are occasionally caught in the trawl fisheries south of the country. Leafscale gulper sharks are usually only found in waters deeper than operated in the main Icelandic commercial fisheries. More leafscale gulper sharks than average have been caught in the MFRI annual autumn survey over the last 5 years or so, as shown below.

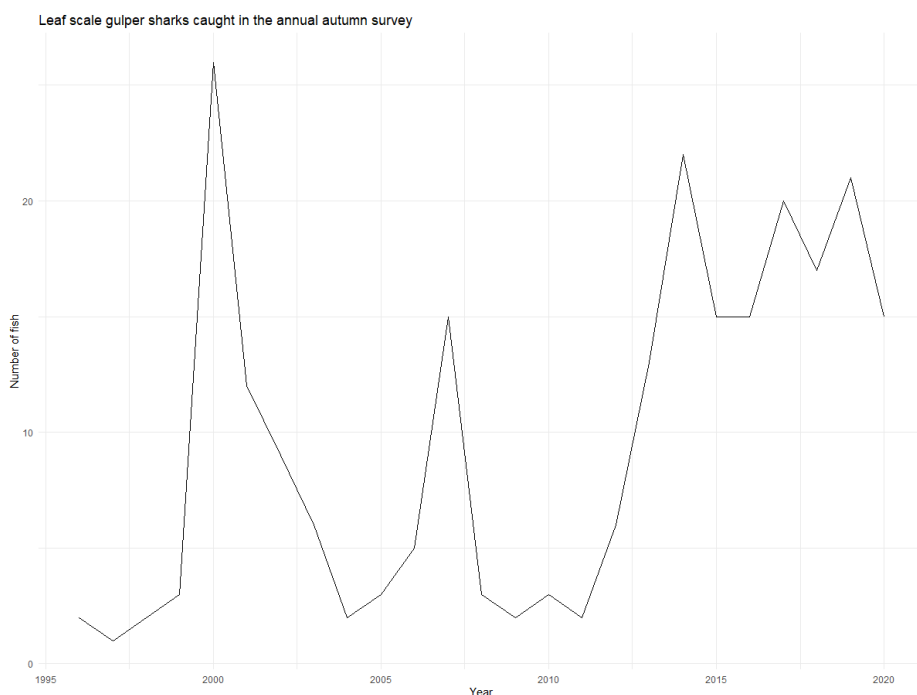


Figure 33. Leaf scale gulper shark caught in the annual autumn survey. Source: MFRI, January 2021.

No basking sharks have been reported or recorded in these fisheries over the last 10 years and the same can be said for surveys and inspector trips.

Grey skate (*Dipturus flossada / batis*)

¹³² <https://www.iucnredlist.org/species/22697842/132607418#population>

¹³³ <https://www.responsiblefisheries.is/media/1/icelandic-haddock-re-assessment-report-final-03feb2020.pdf>

Landed catch for the past 5 years has ranged between 127-203 tonnes annually. The population of *D. batis* in Icelandic waters seems to be increasing for the last 10 years or so, despite some bycatch in the longline and trawl, as shown in the figure below.

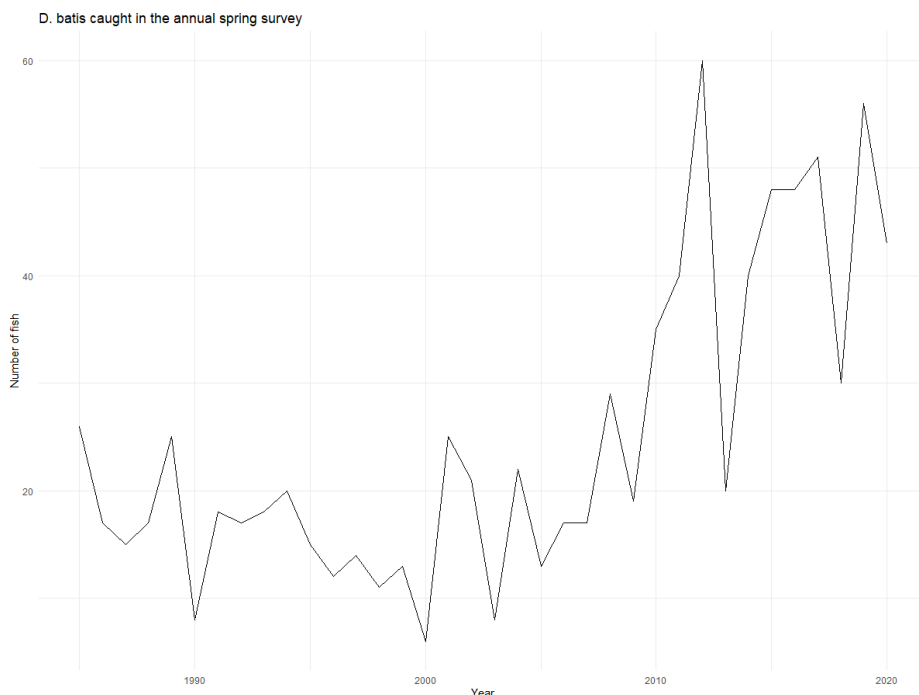


Figure 34. Grey skate caught in the annual spring survey. Source: MFRI, January 2021.

Dogfish, porbeagle and Greenland shark

Regulation 456/2017 states that there is a ban on fishing for Porbeagle sharks, Basking shark and spiny dogfish. Any incidental catches of these species are to be landed and sold on an approved auction market for marine products according to the provisions of Act no. 37/1992, on a special fee for illegal fishing, with subsequent amendments.¹³⁴ This is the same mechanism adopted (i.e. VS catches) for Atlantic halibut catches, for which directed fishing is banned. Catches of banned species are sold and 80% of the value goes to a MFRI research fund and only 20% to the fishermen. These VS catches measures are meant to facilitate the landing of every species, discourage potential targeting and avoid discarding.

For these species there is very limited information available and commercial catches are only of a few tonnes per year, per species. They are occasionally caught in both the commercial fishery and surveys, but not in enough quantity to discern any trends.

Atlantic halibut¹³⁵

IS-SMB recruitment and biomass indices decreased rapidly between 1985 and 1990 and have remained low since. However, the biomass index is currently higher than in 2008-2014 when it was at a historically low level, as shown below. Catches have been extremely small in the past decade.

¹³⁴ <https://www.reglugerd.is/reglugerdir/eftir-raduneytum/atvinnuvega--og-nyskopunarraduneyti/nr/0456-2017>

¹³⁵ <https://www.hafogvatn.is/static/extras/images/21-atlantichalibut-11206952.pdf>

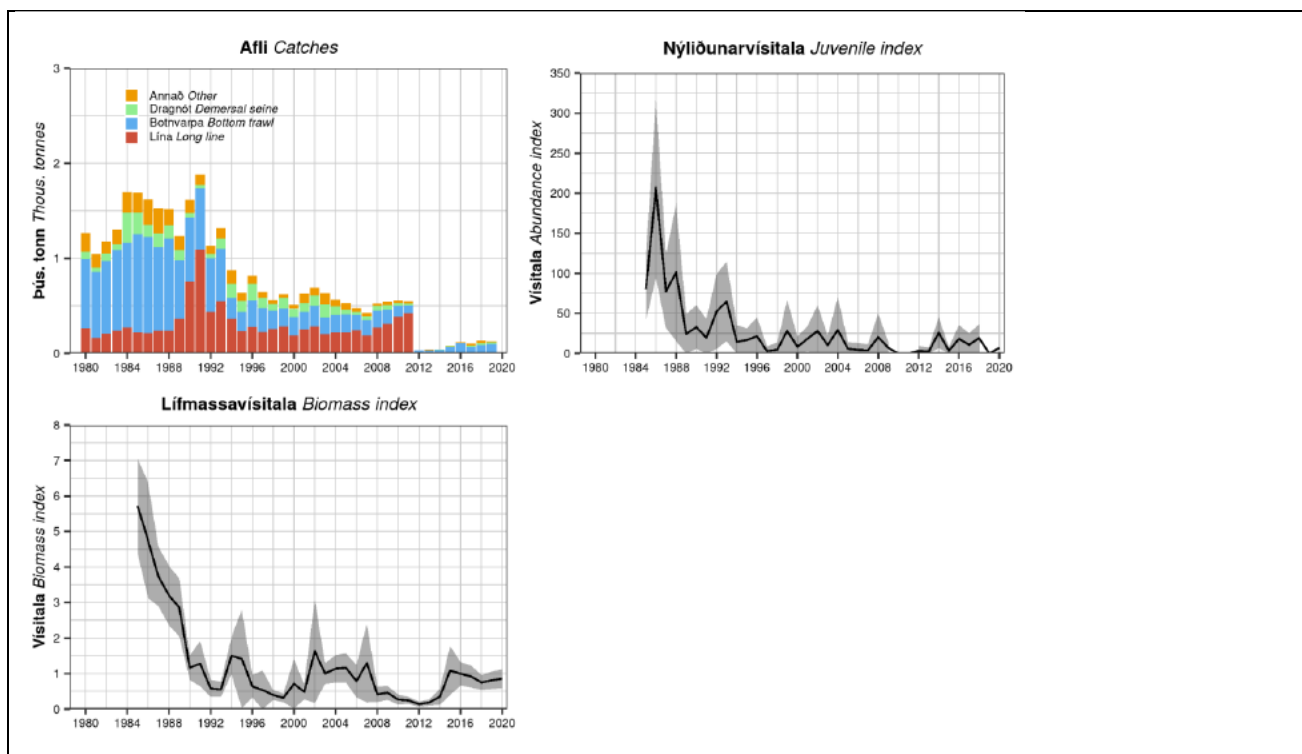


Figure 35. Catch by gear type, IS-SMB juvenile (≤ 30 cm) and biomass (≥ 40 cm) indices. Grey areas represent 95% CI.

Blue whales and Northern right whales

The MFRI reported that no Blue whales and Northern right whales have been observed or reported. Northern right whales are extremely rarely seen in Icelandic waters, with the last sighting reported in 2018, the first one in a long time.

Habitat effect of the fishery - updates

Trawl effort spatial extent

The ICES 2020 Icelandic ecosystem overview report¹³⁶ indicates that within the ecoregion, abrasion caused by bottom trawls has been shown to impact fragile three-dimensional biogenic habitats in particular (e.g. sponge aggregations, coral gardens, and coral reefs), with impacts happening mainly in deeper waters (> 200 m). Effects of bottom trawling on soft substrates in shallow waters have been shown to be minor. Other impacts involve overturning boulders, scouring the seabed, and direct removal of and/or damage to epifaunal organisms.

Using vessel monitoring system (VMS) and logbook data ICES estimates that mobile bottom trawls used by commercial fisheries in the 12 m+ vessel category have been deployed over approximately 132,485 km² of the ecoregion in 2018, corresponding to ca. 17.5 % of the ecoregion’s spatial extent. A map of spatial distribution of bottom trawl effort is shown below.

¹³⁶ https://www.ices.dk/sites/pub/Publication%20Reports/Advice/2020/2020/EcosystemOverview_IcelandicWaters_2020.pdf

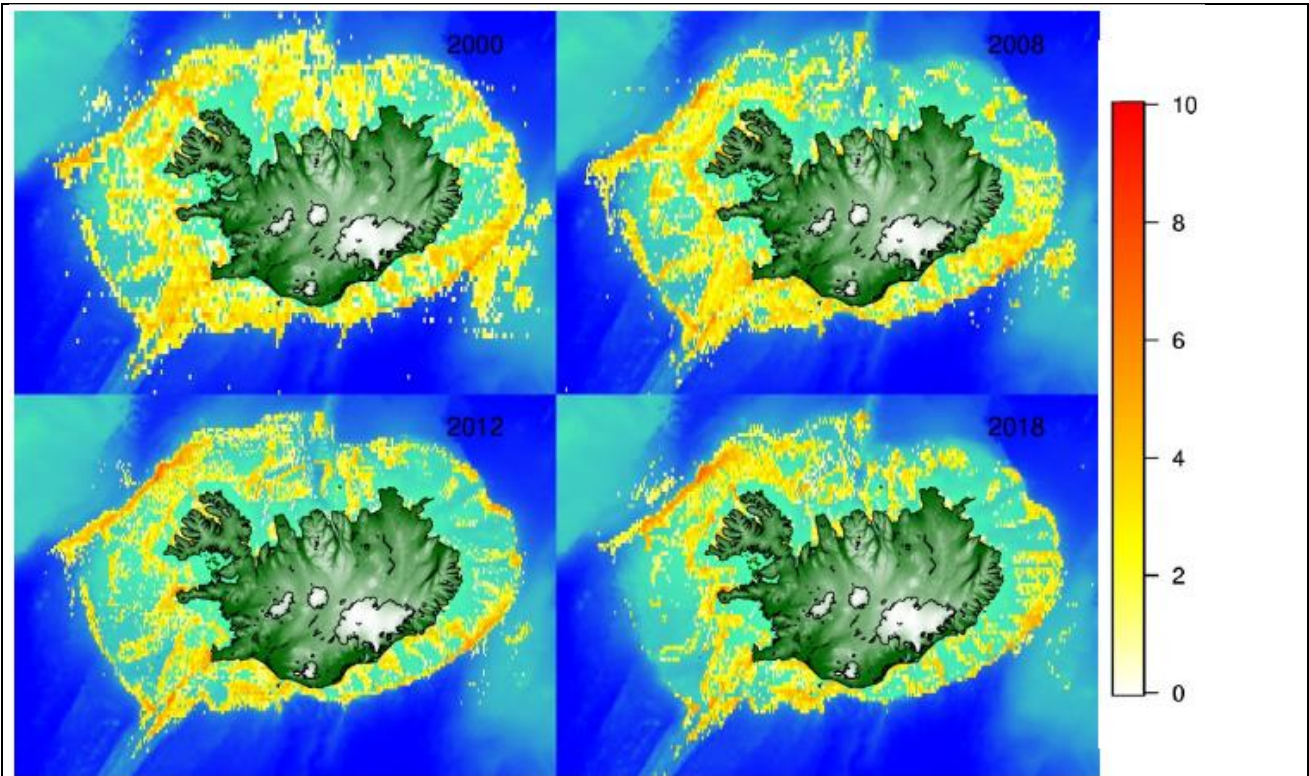


Figure 36. Spatial distribution of bottom-trawl effort (1000 kW hr) based on logbooks from trawl fishery targeting demersal fish, shrimp, and Norway lobster in 2000, 2008, 2012, and 2018.

Bottom trawling closures

Around Iceland, there are several permanent closures for bottom trawl gear, as well as many other seasonal closures for trawl and other gears. Closures act as protection from physical impacts of bottom trawl on habitats. The most recent closures are shown below.

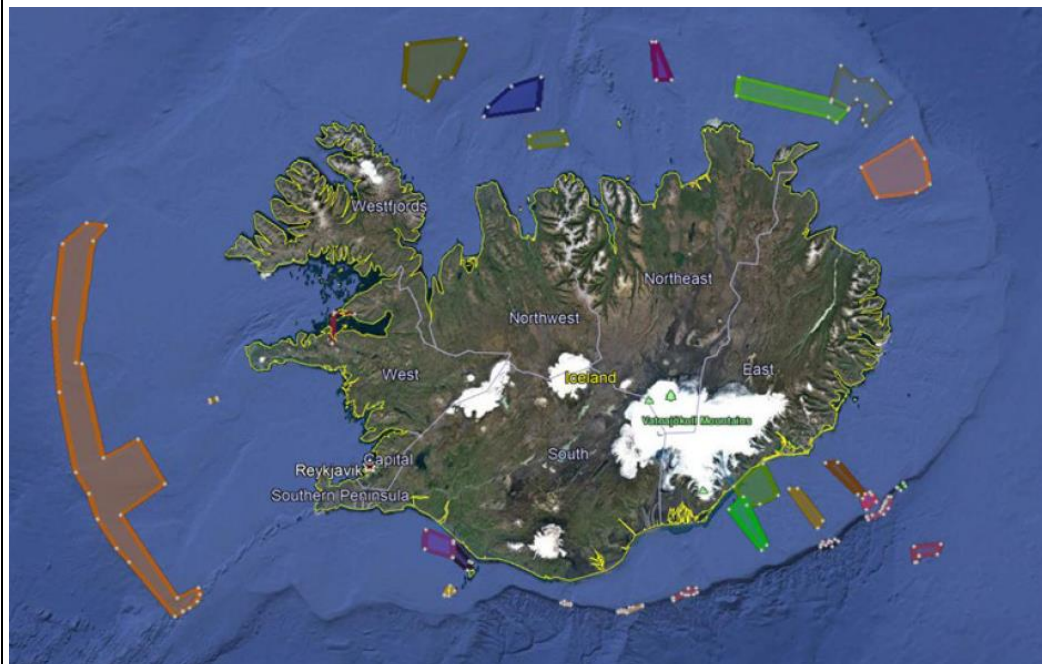


Figure 37. Permanent closures around Iceland. Source: 2020 ICES Icelandic Waters ecoregion – Fisheries overviews¹³⁷.

¹³⁷ https://www.ices.dk/sites/pub/Publication%20Reports/Advice/2020/2020/FisheriesOverview_IcelandicWaters_2020.pdf

Habitat mapping

The MFRI communicated that some habitat mapping activities were conducted in 2019 with underwater cameras and corals were registered (report will soon be available). No new closures have been implemented.

An overview report for the first years of the habitat mapping project (2009-2012) progress is found here: <https://www.hafogvatn.is/static/research/files/1608027337-hv2020-31.pdf>. Also, a report on benthic by-catch in the annual groundfish survey 2015-2018 was recently published¹³⁸. In this report the authors indicate that in 2015 the Marine and Freshwater Research Institute initiated the process of registering benthos bycatch in the annual autumn groundfish survey. The aim was to start long-term monitoring series of benthos around Iceland that could over time provide information on eventual changes in the benthic ecosystem, on biomass, species distribution and detect invasive species. The benthos is collected from the catch, identified, counted, weighted and registered. Basic information on the distribution, density and diversity of benthos in deep waters are sparse, therefore this information is very important for further research and for advisory activities relating to vulnerable species or ecosystems. Since this project started in Iceland, a total of 6,900-9,990 specimens of benthic animals have been identified annually to about 600 species. Furthermore, over 3000 photos have been taken of vast amount of these species.

The sampling and identification methods of benthos bycatch in the arctic region have been standardized as much as possible. Registering of benthic bycatch is a part of the annual ecosystem survey in the Barents Sea and these are recorded in some extent in other regions of the arctic. A joint effort to increase the recordings of benthos in the arctic was initiated in 2015. Benthic taxonomists in the arctic have participated in various surveys where the benthic bycatch has been recorded. Since 2015, the AVS fund in Iceland has supported the participation of foreign taxonomists in this process during the autumn groundfish survey. The results of these cruises are shown below.

Figure 38. Total number of specimens of benthic animals in each division and their number within each subgroup within the divisions in the cruises from 2016 to 2018.

¹³⁸ <https://www.hafogvatn.is/static/research/files/hv2019-41.pdf>

Fylking	Botndýrahópur	A11-2016	A13-2017	A12-2018
Annelida	Liðormar	193	234	299
	Polychaeta	191	232	299
	Echiura	2	2	0
Arthropoda/Crustacea/	Liðdýr / Krabbadýr	436	1728	1701
	Cirripedia	1	50	19
	Amphipoda	98	128	75
	Decapoda	104	1169	1358
	Isopoda	29	111	35
	Pycnogonida	204	275	214
Tunicata	Möttuldýr	71	56	103
Cnidaria	Holdýr	1046	1463	2203
	Actiniaria	284	312	1196
	Antipatharia	3	2	1
	Scleractinia	15	5	13
Mollusca	Lindýr	401	381	368
	Aplachophora	1	0	6
	Bivalvia	77	99	95
	Gastropoda	237	88	194
	Cephalopoda	85	184	70
	Polyplachophora	1	10	1
	Scaphopoda	0	0	2
Platyhelminthes	Flatomar	1	0	0
Nemertea	Ranaormar	0	1	7
Porifera	Svampar	2273	3819	1467
	Desmospongiae	2198	3783	1406
	Hexactinellida	5	9	15
	Calcarea	0	0	1
	ógreint	70	27	45
Sipuncula	Sæbelgir	5	3	5
Priapulida	Bjúgormar	0	1	0
Turbellaria	Iðormar	2	0	0
	Zoantharia	16	145	6
	Alcyoancea	236	333	590
	Pennatulacea	461	612	313
	Hydrozoa	31	54	84
Echinodermata	Skrápdýr	2315	2182	2596
	Asteroidea	495	699	876
	Crinoidea	444	131	218
	Echinoidea	274	281	373
	Holothuroidea	79	111	283
	Ophiuroidea	723	960	846
Hemichordata	Kragaormar	1	0	0
Brachiopoda	Armfætlur	168	96	68
Bryozoa	Mosadýr	11	13	23

Furthermore, from 2016 to 2018, a total of 49 species of corals and fungi were registered that are considered fragile or indicators for fragile ecosystems (see next table). These were stone corals, coral trees, soft corals, sea feathers and sponges. Mixed methods have been used to obtain information on these species and their distribution, from by-catches in fishing gear to special research with underwater cameras and type forecast

models. The presence of a species does not necessarily mean that there is a fragile ecosystem. Density, quantity or biomass must be assessed and often further research is needed to confirm that there are certain ecosystems in a given area.

Table 16. Corals and fungi registered during the MFRI trawl survey between 2016 and 2018.

Viðkvæm vistkerfi - búsvæði	Tegundir skráðar í haustralli
Kaldsjávarkóralrif	<i>Lophelia pertusa (Desmopyllum pertusum), Madrepora oculata Solenosmilia variabilis</i>
Kóralgarðar	Svartkóralar <i>Bathypathes</i> sp. <i>Stauropathes arctica</i> Hornkóralar-kóraltré <i>Acanthogorgia armata</i> <i>Acanella arbuscula</i> <i>Keratoisis</i> sp. <i>Paragorgia arborea</i> <i>Paramuricea</i> sp. <i>Radicipes</i> sp. Mjúkir kóralar <i>Anthomastus</i> sp(p). – <i>Heteropolypus sol</i> * – <i>Pseudoanthomastus</i> sp.* Blómkálskóralar: <i>Duva florida</i> <i>Drifa glomerata</i> <i>Pseudodrifa cf. groenlandicus</i> ** <i>Gersemia</i> spp. Blúndukóral/ hydrokóral Stylasteridae spp. Steinkóralar <i>Stephanocyanthus moseleyanus</i> <i>Stephanocyanthus nobilis</i> ** <i>Flabellum alabastrum</i> <i>Javania cailleti</i>
Djúpsvampabreiður	<i>Gedoa barretoi</i> <i>Geodia macandrewi</i> <i>Geodia phlegraj</i> ** <i>Geodia parva</i> **
	<i>Geodia hentscheli</i> ** <i>Geodia atlantica</i> <i>Stryphynus</i> sp. <i>Stelletta</i> spp. <i>Thenea</i> spp. Mycalidae <i>Rossellidae</i> <i>Pheronema carpenteri</i> <i>Phakellia</i> sp. Axinellidae <i>Polymastia</i> spp.
Sæfjaðrabreiður	<i>Anthoptilum murray</i> <i>Anthoptilum grandiflorum</i> <i>Pennatula phosphorea</i> <i>Pennatula grandis/inflata</i> ** <i>Pennatula aculeata</i> ** <i>Funiculina quadrangularis</i> <i>Haliptheris</i> sp. <i>Kophobelemnion</i> sp. Protoptilidae sp(p). <i>Umbellula encrinus</i> <i>Umbellula</i> óþekkt tegund Virgulariidae sp(p).

*these species are not on the list but a recent review of *Anthomastus* species shows that species analyses have been incorrect over time and therefore these species have been added to the list.

**species of the same genus that were not on the list but are found near Iceland

Records of sensitive benthic species were used in the project NovasArc – a Nordic project on vulnerable marine ecosystems and anthropogenic activities in arctic and sub - arctic waters (<https://novasarc.hafogvatn.is>). In the NovasArc project, distribution forecast maps were prepared for sensitive species off the Faroe Islands, eastern Greenland, Iceland and Norway. The forecast maps indicate

areas that could be suitable for these species based on available information on known distribution and environmental factors related to them (Buhl - Mortensen et al. 2019)¹³⁹. These maps were also compared to the footprint of bottom fishing and the collision between them discussed. The project was a collaborative project of the Marine Research Institute with Havstovan in the Faroe Islands and the Institute of Marine Research in Bergen, supported by the Nordic Council of Ministers NORDEN.

The 2019 NovasArc report highlighted through a risk assessment method that within the Icelandic EEZ, overlap between the fishing effort and the optimal predicted habitat was high for several VMEs, including sublittoral sea pen communities (54.8% of their optimal habitat), hard bottom sponge aggregations (51.2%), stylasterid corals (50.5%), cold-water coral reefs (50.4%), soft bottom sponge aggregations (41.6%), and hard bottom gorgonians (42.3%). However, the authors also notes that historical trawl disturbance may have decrease the amount of suitable habitat for these benthic groups.

Also, a paper was published by Burgos et. al (2020)¹⁴⁰ based on the findings of the Novasarc work. The group that produced this publication has received an additional funding to develop this work further including management aspects in 2021.

Hydrothermal vents

The MFRI communicated that a proposal for closure of the hydrothermal vent area in Steinahóll has been submitted to the Ministry of fisheries but no action has yet been taken of their behalf.

Icelandic marine ecosystem updates

The ICES 2020 Icelandic ecosystem overview report¹⁴¹ list the key signals within the environment and the ecosystem, which are re-produced here below:

- The variable location of the fronts between the colder and fresher waters of Arctic origin and the warmer and more saline waters of Atlantic origin result in variable local conditions, especially on the northern part of the shelf. During the last two decades, the Atlantic water mass has been dominating, in contrast to the Arctic domination in the previous three decades.
- Zooplankton biomass on the northern shelf has fluctuated in the past, cycling on a five- to ten-year periodicity, with a period of generally low biomass from the 1960s to the 1990s.
- From the mid-2000s, Atlantic mackerel *Scomber scombrus* extended its feeding grounds from the Norwegian Sea to Icelandic Waters ecoregion, while the summer feeding grounds of capelin *Mallo-tus villosus* moved westwards from the Icelandic Waters into Greenland waters. Norwegian spring-spawning herring *Clupea harengus* has, since the early 2000s, reappeared at its traditional feeding grounds east and north of Iceland. These major changes in migration patterns have been linked to prey availability, oceanographic conditions, and stock density.
- Increased temperature in the lower water column on the western and northern part of the Icelandic shelf has resulted in changes in spatial distribution for a number of demersal species. Species like haddock *Melanogrammus aeglefinus*, anglerfish *Lophius piscatorius*, ling *Molva molva*, tusk *Brosme brosme*, dab *Limanda limanda*, and witch *Glyptocephalus cynoglossus* that have previously had Icelandic waters as their northern boundary of distribution and have mainly been recorded in the warm waters south and west of Iceland, are now showing a northward clockwise trend in their distribution along the shelf, and in some cases a distributional shift. Warming waters has led to a decline in the

¹³⁹ <http://norden.diva-portal.org/smash/get/diva2:1304079/FULLTEXT02.pdf>

¹⁴⁰ <https://www.frontiersin.org/articles/10.3389/fmars.2020.00131/full>

¹⁴¹ https://www.ices.dk/sites/pub/Publication%20Reports/Advice/2020/2020/EcosystemOverview_IcelandicWaters_2020.pdf

stock abundance and distribution of many cold-water species, while the previously rare occurrence of warm-water species in the ecoregion has increased in recent years.

- The stocks of northern shrimp *Pandalus borealis* collapsed around the year 2000 and the driving factors are thought to be increased predation by gadoids, increasing temperature, and high fishing mortality.
- Improved management measures for most of the major stocks (cod, haddock, saithe, redfish *Sebastes sp.*, herring) have resulted in decreased fishing mortality, close to or at FMSY, and increased SSBs. This has furthermore resulted in decrease in effort and less pressure on the benthic habitats.
- A recruitment failure of sandeel (*Ammodytidae*) was recorded in 2005 and 2006, and, with the exception of the 2007 cohort, recruitment has been at a low level since then. Fish stomach content data suggest that the decline in the sandeel population may even have started as early as around year 2000.
- The abundance of minke whales *Balaenoptera acutorostrata* has decreased on the Icelandic shelf in recent years, following changes in prey distribution. Abundance of other species, in particular fin whales *Balaenoptera physalus* and humpback whales *Megaptera novaeangliae*, have increased over the last 20 to 30 years.
- In recent decades, the breeding success of many seabird species has been poor in south and west Iceland, accompanied by declines in their breeding population sizes. These trends may be influenced by changes in density, composition, and spatial distribution of their main fish prey (i.e. sandeel).

Foodweb considerations

In the waters to the north and east of Iceland, available information suggests the existence of a simple bottom-up controlled food chain from phytoplankton through *Calanus spp.*, capelin and to cod. Less is known about the structure of the more complex southern part of the ecosystem.

Haddock is preyed upon by cod, saithe, white hake, harbor and grey seals. Its trophic level is about 4.035 based on fishbase data¹⁴². For the current fishery there are no further updates in terms of foodweb considerations aside from the data from Sturludottir *et. al.* 2018¹⁴³ which described the results of an ecological end-to-end model built using the Atlantic framework for the Icelandic marine ecosystem, and in which Icelandic haddock was found to be reasonably well connected to other key fish species as both prey and predator, although it did not appear to be a key prey species in the Icelandic marine ecosystem.

¹⁴² <https://www.fishbase.se/summary/Melanogrammus-aeglefinus.html>

¹⁴³ <https://www.sciencedirect.com/science/article/pii/S0165783618301620>

Clause 3.2 – Specific Criteria

Clause 3.2.1 – Information gathering and advice

Supporting Clauses:	3.2.1.1, 3.2.1.2		
Important Note:	Clause 3.2.1.2 is new to IRFM Standard v2.0 and is scored separately in Appendix 2 .		
Clause Guidance:	<i>Information shall be available on fishing gear used in the fishery, including the fishing gears’ selectivity and its potential impact on the ecosystem. Stocks of non-target species commonly caught in the fisheries for the stock under consideration may be monitored and their state assessed as appropriate.</i>		
Evidence Rating:	Low <input type="checkbox"/>	Medium <input type="checkbox"/>	High <input checked="" type="checkbox"/>
Non-conformance:	Critical <input type="checkbox"/>	Major <input type="checkbox"/>	Minor <input type="checkbox"/>
SUMMARY EVIDENCE			
<p>Information is available on the legal specification of fishing gear in the Icelandic groundfish fishery. The primary aim of fishing gear regulations is size selectivity with a secondary aim being species selectivity. Gears are regulated in several ways to regulate both size and species selectivity. The MFRI provide advice for 40 fish stocks in Iceland as well as advice for harvest of marine mammal species (e.g. fin whale and common minke whale). Their most recent advice, which include routine monitoring and assessment efforts is available online.</p>			
EVIDENCE			
<p>Information is available on the legal specification of fishing gear in the Icelandic groundfish fishery. The primary aim of fishing gear regulations is size selectivity with a secondary aim being species selectivity. Gears are regulated in several ways to regulate both size and species selectivity.</p> <p>Fish size regulations</p> <p>The minimum reference size for haddock is 45 cm. As discarding is prohibited it is mandatory to land all specimens below these lengths. As of 2020, the minimum reference lengths are used to trigger area closures when catches comprise of more than 50% or greater of fish below the reference size (per. Comm. Fiskistofa, January 2021). Up to 2019, the threshold was 25%. The new 50% threshold is valid for cod and haddock. Where an area closure has been triggered, it remains closed for a minimum of two weeks and is subject to periodic monitoring.</p> <p>Mesh size regulations.</p> <p>The mesh size in the codend in the Icelandic trawl fishery was increased from 120 mm to 155 mm in 1977. Since 1998 the minimum codend mesh size allowed is 135 mm¹⁴⁴ ¹⁴⁵, provided that a so-called Polish cover (a net protecting the belly of the fishing net) is not used. In the Nephrops fishery, the use of two large (200 mm) mesh escape panels is mandatory (<i>Reg. 543/2002 on mesh sizes and trawls for fishing of demersal species, shrimp and nephrops</i>)¹⁴⁶.</p> <p>Mesh size and gear restrictions are mandated to protect both juvenile stocks (trawl mesh size 135 mm with separator panel) and spawners (gill net mesh size 8 inches/203 mm)¹⁴⁷. Shrimp (<i>Pandalus</i>) fisheries are</p>			

¹⁴⁴ <https://www.reglugerd.is/reglugerdir/allar/nr/543-2002>

¹⁴⁵ <https://www.icefish.is/news101/better-redfish-selectivity-with-four-panel-codend>

¹⁴⁶ <https://www.reglugerd.is/reglugerdir/allar/nr/543-2002>

¹⁴⁷

<http://www.ices.dk/sites/pub/publication%20reports/forms/marine.aspx?rootfolder=/sites/pub/publication+reports/expert+group>

associated with by-catches of juvenile finfish species. To minimise such by-catch, the use of sorting grids is mandatory.

Additionally, longliners in Iceland use protective devices to shield baited hooks as gears are shot in order to prevent encounters with seabirds. Fishermen tend to use automatic gas guns and night settings (i.e. haul gear at night minimizing seabird interactions). Night setting of longlines is generally done in the winter period but to a lesser degree in the summer when sunlight can be present all day and night in certain areas of Iceland. Bird hunting and exploitation of wild bird is controlled under Regulation 456 issued in 1994¹⁴⁸.

The MRI routinely conducts selectivity experiments to assess the performance of the main fishing gears and to assess ways in which selectivity might be improved.

T90 trawl net configuration

T90 is a regular net that has been turned 90° and along with lines on the codend ensures that the mesh stays open during trawling. The effect of trawling on fish size and on different quality parameters of cod (*Gadus morhua*) and haddock (*Melanogrammus aeglefinus*) was evaluated¹⁴⁹ in 2010 using two trawls in a double rig fitted with a traditional and a T90 codend, respectively. The catch was assessed according to fish size, mortality, external damage, initial white muscle pH and development of rigor mortis. Results showed there was no difference between the two types of nets in terms of catch volume, but significantly slightly bigger fish were caught with T90 than with the traditional trawl net ($p < 0.05$). Haddock caught with the traditional trawl net had more external injuries related to the trawl gear than haddock caught with the T90 gear ($p < 0.05$). The T90 net is being used by HB Grandi trawl vessels, as well as by other trawl vessels in Iceland (Ingimundur Ingim, Fleet Manager, HB Grandi, per. comm. 2018). Furthermore, common use of “T90 bottom trawls” (30% lesser net) with pelagic doors (not dragged on the bottom), has resulted in considerable fuel savings without sacrificing fishing efficiency¹⁵⁰.

Longline gear capture efficiency

A study by the Institute of Marine Research, Norway and the MFRI, on the effects of hook and bait sizes on size selectivity and capture efficiency in Icelandic longline fisheries was also published in 2017¹⁵¹. The authors looked at the main species caught by longliners in Iceland, cod (*Gadus morhua*), haddock (*Melanogrammus aeglefinus*), tusk (*Brosme brosme*), ling (*Molva molva*) and wolffish (*Anarhichas lupus*). The study showed that increasing hook size lowered capture efficiency for all species, but had only a minor effect on size selectivity. It also demonstrated that hook size and bait size affect the profitability of longline fisheries, in that smaller hooks improve capture efficiency, while larger baits increase catches of large fish and reduce those of undersized fish.

Stocks of non-target species commonly caught in the haddock fisheries are monitored and their state assessed as appropriate.

A comprehensive list of species is assessed as associated species catch, bycatch and ETP species interacting with the fishery under assessment (including marine mammals and seabirds) in Clause 3.1. *Please refer to the previous clause for an assessment on their status.*

[+report/acom/2011/nwwg&folderctid=0x0120005daf18eb10daa049bbb066544d790785&view=%7B5c7a53f9-446e-486e-93af-841fc20c1773%7D](#)

¹⁴⁸ <https://www.stjornartidindi.is/Advert.aspx?RecordID=8bd54700-a433-413f-83ed-48cd60438a4b>

¹⁴⁹ <https://link.springer.com/article/10.1007/s12562-010-0254-2>

¹⁵⁰ <https://www.government.is/topics/business-and-industry/fisheries-in-iceland/fisheries-management/>

¹⁵¹ <https://www.sciencedirect.com/science/article/abs/pii/S0165783617300541>

As of 2021, the MFRI provide advice for 45 fish stocks in Iceland¹⁵² plus additional as advice on harvest and management of different marine mammals (e.g. whales harvest, seals management, bycatch of marine mammals and seabirds).

The status of species commonly bycaught or associated with the haddock fishery has been assessed in clause 3.1.

Additional species/stocks monitored by the Directorate of Fisheries

The Directorate of Fisheries monitors catches of a larger suite of species (many of them non-target species) including starry ray/thorny skate, common skate, dogfish, Greenland shark, Porbeagle shark, Atlantic halibut, orange roughy, shagreen ray, etc... Records for over 50 species can be retrieved on their website.¹⁵³

¹⁵² <https://www.hafogvatn.is/en/harvesting-advice>

¹⁵³ <http://www.fiskistofa.is/veidar/aflastada/aflastodulisti/>

Clause 3.2.2 – By-catch and discards

Supporting Clauses:	3.2.2.1, 3.2.2.2, 3.2.2.3, 3.2.2.4, 3.2.2.5		
Important Note:	Clause 3.2.2.4 and Clause 3.2.2.5 are new to IRFM Standard v2.0 and are scored separately in Appendix 2.		
Clause Guidance:	<i>Discarding, including discarding of catches from non-target commercial stocks, is prohibited. Where relevant, appropriate steps shall be taken to avoid, minimize or mitigate encounters with seabirds and marine mammals. Accordingly, non-target catches, including discards, of stocks other than the “stock under consideration” should not threaten these non-target stocks with serious risk of extinction; if serious risks of extinction arise, effective remedial action shall be taken.</i>		
Evidence Rating:	Low <input type="checkbox"/>	Medium <input type="checkbox"/>	High <input checked="" type="checkbox"/>
Non-conformance:	Critical <input type="checkbox"/>	Major <input type="checkbox"/>	Minor <input type="checkbox"/>
SUMMARY EVIDENCE			
<p>According to section 2 of Act no. 57/1996, concerning the treatment of commercial marine stocks, discard of catches (although with minor exceptions) is prohibited. Discarding violations are subject to penalty ranging from ISK 400K to 8M. Non-target catches, including discards, of stocks associated to the haddock fishery, caught mainly with bottom trawl and longline do not threaten these non-target stocks with serious risk of extinction or comparable irreversible risks. Most of these stocks are actively managed by the MFRI. Key bycatch risks relate to seabird bycatch in longline gear and gillnets, and marine mammal bycatch in gillnets. There are technical measures/mechanisms in place in Icelandic longliners to mitigate adverse impacts on seabirds. These include the use of acoustic cannons, balloons towed at the end of the vessel to scare-off of diving birds, and night settings to minimise interactions with seabirds. There have been extensive trials with pingers in gillnet gear and research is continuing.</p>			
EVIDENCE			
Discards			
<p>Since 1996, discarding in Icelandic fisheries is prohibited and subject to penalty¹⁵⁴ (400K to 8M ISK).</p> <ul style="list-style-type: none"> ▶ According to section 2 of Act no. 57/1996, concerning the treatment of commercial marine stocks, discard of catches is prohibited ▶ Minor exceptions: <ol style="list-style-type: none"> (1) Non-value catches (e.g starfish, jellyfish etc..) (2) Heads and other refuse from working or processing <p>In a practical sense, if vessels do not have sufficient quota to cover the species they have caught they are required to attain quota through the quota transfer system. Consequently, if vessels do not have sufficient catch quotas for their probable catches they must suspend all fishing activities; this means that under the ITQ system, the discard policy primarily affects the composition of landings and not the aggregate volume¹⁵⁵.</p> <p>One feature of this ban is that it has some inbuilt flexibility, as any 5% of demersal catches from a fishing trip (called VS catch), irrespective of fish species or size, may be excluded from quota restriction (which means that VS catches are additional to the TAC).</p>			

¹⁵⁴ Act concerning the Treatment of Commercial Marine Stocks No. 57-1996: <https://www.althingi.is/altext/pdf/131/s/0982.pdf>

¹⁵⁵

<http://www.nwwac.org/fileupload/Image/Iceland%20fisheries%20director%202007%20presentation%20re%20discards%20to%20EU%20delegation.ppt>

Article 9 [Regulation no. 698/2012](#) on fishing for commercial fishing year 2012/2013 states that:

"The master may decide that part of the catch is not calculated on the vessel's catch quota. This authorization is limited to 0.5% of pelagic catch and 5% of other catches by the relevant vessels during the fishing year and is subject to the following conditions:

- a. The catch is kept separately from the other catch of the ship and it is weighed and registered separately.
- b. The catch is sold at auction in an approved auction market for seafood, and its proceeds flow to the Fisheries Fund, cf. law no. 37/1992, with subsequent amendments.
- c. The license is divided into four three-month periods during the fishing year. Unused sources may not be transferred between the periods¹⁵⁶.

On sale of VS catches in public fish markets 20% of the revenue generated is paid to the vessel with the remaining 80% going to a designated research and development fund (the VS fund, under the auspices of the Ministry). A maximum of 20% return on VS catches means that there are limited incentives for fishermen to land such catches. However, having the VS catch provisions within the fisheries management system allows the flexibility for vessels to land small catches which are outside their specific quota, and preventing discard. VS catches of haddock are shown in Table 12.

Associated catches and bycatch

Non-target catches, including discards, of stocks associated to the haddock fishery, caught mainly with bottom trawl, longline, and in smaller quantities with demersal seine and handlines do not threaten these non-target stocks with serious risk of extinction or comparable irreversible risks. Most of these stocks are actively managed by the MFRI. We note however the issue with spotted wolffish highlighted under clause 3.1. Please refer to that analysis for details.

Minimising seabirds interactions and bycatch in longline gear

The Directorate of Fisheries require longliners to take all reasonable measures to avoid seabirds taking bait or catch because it is an offence in Iceland to catch a seabird with hooks (Reg. 456, 1994).

There are technical measures/mechanisms in place in Icelandic longliners to mitigate adverse impacts on seabirds. These include the use of acoustic cannons, balloons towed at the end of the vessel to scare-off diving birds, and night settings to minimise interactions with seabirds. Setting longlines at night (between the end of nautical twilight and before nautical dawn) is effective at reducing incidental mortality of seabirds because the majority of vulnerable seabirds are diurnal foragers. The Directorate also highlighted, during the site visits, that laser lights are being used widely as a deterrent.

However, during the winter months, some measures are rarely necessary as the lines are shot and hauled in the dark (when it's dark at night and through most of/all of the day) and when few if any diving birds are active.¹⁵⁷ This, however, being an advantage in winter, becomes a challenge in the summer when daylight hours exceed hours of darkness.

Visir HF, a specialised longline fishing company in Iceland (with about 5% of the cod and 6% of the haddock quota in 2018) stated during site visits meetings in Nov. 2018 (as part of the re-assessment) that it is in the interest of skippers to avoid catching seabirds because when seabirds get hooked, they float and pull up the longlines, decreasing the effectiveness of the gear from catching demersal fish. Furthermore, they reported that every hook in a longline (average 40,000 hooks per longline) has an iron sink to help the longline sink fast to the bottom, further decreasing the risk of diving birds catching on to hooks. Visir HF has reported that

¹⁵⁶ <http://www.fiskistofa.is/veidar/aflastada/vs-afli/vsafli.jsp>

¹⁵⁷ https://abcbirds.org/wp-content/uploads/2015/05/ABC_Analysis_of_MSC_Certification_on_Seabird_Bycatch_Pt_2_Fishery_Analyses.pdf

similar gear modifications and practices are in use across Iceland (i.e. night setting, bird scaring balloons, acoustic cannons, weighted longlines).

Information from Birdlife International communications point to available advice for demersal longline, pelagic longline and trawl fisheries - ACAP (the Agreement on the Conservation of Albatrosses and Petrels), which has established best practice mitigation advice for reducing seabird bycatch, reviewed every 18-24 months by experts. It is based on published literature and it is the key resource for assessing the efficacy of bycatch mitigation measures^{158 159}.

Based on ACAP advice, the key technical bycatch reduction measures for longlines are: line weighting, bird-scaring lines and night-setting. In comparison, Iceland uses night settings, trailing balloons instead of bird scaring lines (at least to some degree), and some form of weighted lines.

While night settings and acoustic cannons appear to be widely used in Iceland, based on information from the site visits meetings, it is not clear if weighted longlines are set up in the same way consistent with 2017 ACAP Advice, and if/to what degree tori lines are used across the industry. However, variants of scare lines, i.e. trailing balloons and laser lights have been reported to be in use in Icelandic fisheries (Directorate, Visir HF, pers. comm, Nov. 2018).

All of these measures are implemented voluntarily by industry. Currently, there are no regulations in Iceland that direct on the use of explicit bycatch reduction devices/methods within longline fisheries and these are used on a voluntary basis.

Several of the species listed on the OSPAR list of threatened and declining species are known bycatch species in the Icelandic fishery. These species are leafscale gulper shark, basking shark, porbeagle, spiny dogfish, and common skate. Landings of these species are small or incidental.

Suitable steps are considered to avoid, minimize or mitigate encounters with endangered, threatened and protected species, as appropriate and relevant in the context of the unit of certification. Most of these steps include the ban on direct harvest. For a number of sharks and rays, other marine mammal and seabird species, the take is not considered to be significant and as such, specific steps to mitigate encounters with endangered, threatened and protected species may not strictly be necessary. Detailed information has been provided under clause 3.1, including information on seabirds and marine mammals listed in the Icelandic INH Red list¹⁶⁰. **Please refer to that for further details, including non-conformance details.**

Gear loss and marking

There are a number of initiatives and regulations in place to avoid the loss of fishing gear and subsequent ghost fishing of lost and abandoned gear. Where the Fishing Directorate finds and recovers lost or abandoned gear they recover the cost of recovery from the gears' owner. The Coastguard also reports any buoys it feels might represent lost or abandoned fishing gear to the Directorate. All regulations relating to fishing gear may be found in the various Articles of Fisheries Management 2020/2021 Laws and regulations¹⁶¹. During the November 2018 site visits and the current remote audit in 2021, the directorate confirmed that gear loss (e.g. longlines, gillnets) and as such ghost fishing is not considered an issue in Iceland, in part because of the ITQ system, and that reporting lost gear is compulsory. Another important factor that contributes to low levels of lost fishing gear is the high price of that gear. This means that fishers are careful to avoid losing their

¹⁵⁸ <https://acap.aq/en/bycatch-mitigation/mitigation-advice/3242-acap-2017-review-and-best-practice-advice-for-reducing-the-impact-of-pelagic-longline-fisheries-on-seabirds/file>

¹⁵⁹ [https://www.iattc.org/Meetings/Meetings2018/SAC-09/BYC-08/PDFs/Docs/_Spanish/BYC-08-INF-J\(b\)-ENO_ACAP-Review-and-best-practice-advice-for-reducing-the-impact-of-pelagic-longline-fisheries-on-seabirds.pdf](https://www.iattc.org/Meetings/Meetings2018/SAC-09/BYC-08/PDFs/Docs/_Spanish/BYC-08-INF-J(b)-ENO_ACAP-Review-and-best-practice-advice-for-reducing-the-impact-of-pelagic-longline-fisheries-on-seabirds.pdf)

¹⁶⁰ <https://en.ni.is/node/27837>

¹⁶¹ https://vefbirting.prentmetoddi.is/raduneyti/stjorn_fiskveida_2020-21/94/

gear. In the case of trawls the majority of vessels carry special grapples onboard that allow them to retrieve lost gear even when both towing warps have parted, which is a rare situation. The Icelandic ITQ system allows for a slower paced fishery than would be expected if there was only an overall TAC with all boats fishing against it. The system allows fishers to target their efforts in optimum weather conditions leading to decreased rates of lost fishing gear.

Clause 3.2.3 – Habitat Considerations

Supporting Clauses:	3.2.3.1, 3.2.3.2, 3.2.3.3, 3.2.3.4		
Important Note:	No changes to Clauses in IRFM Standard v2.0.		
Clause Guidance:	<i>If studies show that the spawning or nursery areas or other essential habitats in the fishing area are at risk and highly vulnerable to negative impacts of particular fishing gear, such impacts shall be limited in range relative to the full spatial range of the habitat or else action is taken to avoid, minimise or mitigate such impacts. Management measures must take into account and protect through closures significant continuous stony coral areas, identified through scientific and formal methods. Known thermal vents shall be protected through area closures to fishing activities with gear that has significant bottom impact during normal operation.</i>		
Evidence Rating:	Low <input type="checkbox"/>	Medium <input type="checkbox"/>	High <input checked="" type="checkbox"/>
Non-conformance:	Critical <input type="checkbox"/>	Major <input type="checkbox"/>	Minor <input type="checkbox"/>
			None <input checked="" type="checkbox"/>

SUMMARY EVIDENCE

Fishing with trawls is prohibited in large areas near the coast which serve as spawning and nursery areas. Large areas within the Icelandic EEZ are closed for fishing, either temporarily or permanently. These closures are aimed at protecting juveniles and spawning fish and protecting vulnerable marine ecosystems.

EVIDENCE

Large areas within the Icelandic EEZ are closed for fishing, either temporarily or permanently. There are many large closures for bottom trawl gear around Iceland (please see below). Collectively, these closures are aimed at protecting juveniles and spawning fish and protecting vulnerable marine ecosystems from gear interactions. The large, long and narrow trawl closures in the South West of Iceland were originally designed to protect golden redfish juveniles, and were originally set up in the early 1990s¹⁶². The most recent closures are shown below.



Figure 39. Permanent closures around Iceland. Source: 2020 ICES Icelandic Waters ecoregion – Fisheries overviews¹⁶³.

¹⁶² <https://www.hafogvatn.is/static/research/files/fjolrit-133pdf>

¹⁶³ https://www.ices.dk/sites/pub/Publication%20Reports/Advice/2020/2020/FisheriesOverview_IcelandicWaters_2020.pdf

Furthermore, the use of bottom trawl and pelagic trawl is not permitted inside a 12-mile limit measured from low-water line along the northern coast of Iceland. Similar restrictions are implemented elsewhere based on engine size and size of vessels¹⁶⁴.

Off Northwest and North coast of Iceland, fishing by bottom trawl, midwater trawl and Danish seine is not allowed within 12 miles from a line drawn across the mouth of fjords and bays. Off the East, South and West coast, bottom trawling is permitted according to vessel size and engine power, with larger vessels (over 42 m) not having access within 12 miles, but the smaller vessels (less than 29 m) in some areas up to 4 miles. These openings are both area - and time based¹⁶⁵. The ships are divided into 3 groups depending on their length and power. Group 1 are the largest ships. The green area represents the temporal allowance for fishing. In addition to closures that are permanent or regular, there is a system for protecting juveniles by closing areas temporarily on short notice. These are triggered when finding too much juveniles in catches. The short-term closure monitoring (and issuing of) was transferred to Fiskistofa in the fall of 2020. Regulation regarding the short-term closures was changed in 2020, and the threshold limit was increased for cod and haddock (from 25% to 50% of juveniles in catches), which led to significant decrease in the number of closures. An updated table as provided by the MFRI is shown below.

Table 17. Short term closures in Iceland for the years 2018-2020.

Year	Species	Number of closures
2018	Cod	90
2018	Saithe	4
2018	Shrimp	2
2018	Haddock	1
2019	Cod	50
2019	Haddock	1
2020	Cod	9
2020	Haddock	1
2020	Greenland halibut	1

For 2020, two closures were triggered by bottom trawl gear, one by longline and 8 by handline gear.

NovasArc funding

A paper was published by Burgos et. al (2020)¹⁶⁶ based on the findings of the NovasArc work relating to habitat mapping in the Icelandic ecoregion. The group that produced this publication has received an additional funding to develop this work further including management aspects in 2021.

Hydrothermal vents

The MFRI communicated that a proposal for closure of the hydrothermal vent area in Steinahóll has been submitted to the Ministry of fisheries but no action has yet been taken of their behalf.

Cold water coral closures

No new coral closures were implemented in Iceland during 2020 aside from the existing 10 closures in the South East coast of Iceland (MFRI, pers, comm. 2021).

¹⁶⁴ <https://www.government.is/news/article/?newsid=e747dac7-fb88-11e7-9423-005056bc4d74>

¹⁶⁵ <https://www.reglugerd.is/reglugerdir/eftir-raduneytum/domsmalaraduneyti/nr/1154>

¹⁶⁶ <https://www.frontiersin.org/articles/10.3389/fmars.2020.00131/full>

Clause 3.2.4 – Foodweb Considerations

Supporting Clauses:	3.2.4.1		
Important Note:	Old Clause “3.2.4 Considerations” has been split into “3.2.4 Foodweb Considerations” and “3.2.5 Precautionary Considerations” in IRFM Standard v2.0 – Clause 3.2.4 Foodweb Considerations addressed separately here.		
Clause Guidance:	<i>If the stock under consideration is a key prey species in the ecosystem, the harvesting policy and management measures shall be directed to avoid severe adverse impacts on dependent predators.</i>		
Evidence Rating:	Low <input type="checkbox"/>	Medium <input type="checkbox"/>	High <input checked="" type="checkbox"/>
Non-conformance:	Critical <input type="checkbox"/>	Major <input type="checkbox"/>	Minor <input type="checkbox"/>
SUMMARY EVIDENCE			
Icelandic haddock appears to be reasonably well connected to other key fish species as both prey and predator but it does not appear to be a key prey species in the Icelandic marine ecosystem so it is not necessary that harvesting policy and management measures are specifically directed to avoid severe adverse impacts on dependent predators.			
EVIDENCE			
<p>Haddock is found all around the Icelandic coast, principally in the relatively warm waters off the west and south coast, in fairly shallow waters (50-200 m depth). Spawning has historically been limited to the southern waters. Haddock is also found off the north coast and in warm periods a large part of the immature fish have been found north of Iceland. Since 2000 higher proportion of fishable part of the stock inhabits the waters north of Iceland. One reason for this shift may be related to the distribution and availability of prey¹⁶⁷. The abundance of a key prey species, sandeel (<i>Ammodytes marinus</i>), has been low in Icelandic waters since 2005. Sandeel is an important part of the diet of many species, such as the common minke whale (Víkingsson et al. 2014), puffin and haddock. This poor abundance may have contributed to slow growth of haddock in the peak abundance years. Northwards shifts in the distribution of other fished species have also been observed, such as ling (<i>Molva molva</i>) and tusk (<i>Brosme brosme</i>), which may be linked to increased temperatures. Various zoobenthos species are reported in the haddock’s diet, including: bivalves, crustaceans, polychaetes, sea stars, brittle stars, octopi and gastropods, squid, cuttlefish, copepods, euphausiids and jellyfish¹⁶⁸.</p> <p>Haddock is preyed upon by cod, saithe, white hake, harbor and grey seals. Its trophic level is about 4.035 based on fishbase data¹⁶⁹. For the current fishery there are no further updates in terms of foodweb considerations aside from the data from Sturludottir <i>et. al.</i> 2018¹⁷⁰ which described the results of an ecological end-to-end model built using the Atlantic framework for the Icelandic marine ecosystem, and in which Icelandic haddock was found to be reasonably well connected to other key fish species as both prey and predator, although it did not appear to be a key prey species in the Icelandic marine ecosystem.</p>			

¹⁶⁷ https://www.ices.dk/sites/pub/Publication%20Reports/Stock%20Annexes/2019/had.27.5a_SA.pdf

¹⁶⁸

<https://www.fishbase.se/TrophicEco/FoodItemsList.php?vstockcode=1400&genus=Melanogrammus&species=aeglefinus>

¹⁶⁹ <https://www.fishbase.se/summary/Melanogrammus-aeglefinus.html>

¹⁷⁰ <https://www.sciencedirect.com/science/article/pii/S0165783618301620>

Clause 3.2.5 – Precautionary Considerations

Supporting Clauses:	3.2.5.1		
Important Note:	<p>Old Clause “3.2.4 Considerations” has been split into “3.2.4 Foodweb Considerations” and “3.2.5 Precautionary Considerations” in IRFM Standard v2.0 – Clause 3.2.5 Precautionary Considerations addressed separately here.</p> <p>Clause 3.2.5.1: Text added (Bold) in IRFM Standard v2.0: <i>“Management plans shall be developed and implemented in a timely fashion for avoiding, minimizing or mitigating any ecosystem issues properly identified. These shall be based on risk analysis and scientific advice, consistent with the precautionary approach, as being of serious concern in the fishery in question.”</i></p> <p>Clause 3.2.5.1 (minor change) – consistency with precautionary approach specifically addressed below.</p>		
Clause Guidance:	<i>Management plans shall be developed and implemented in a timely fashion for avoiding, minimizing or mitigating any ecosystem issues properly identified. These shall be based on risk analysis and scientific advice, consistent with the precautionary approach, as being of serious concern in the fishery in question.</i>		
Evidence Rating:	Low <input type="checkbox"/>	Medium <input type="checkbox"/>	High <input checked="" type="checkbox"/>
Non-conformance:	Critical <input type="checkbox"/>	Major <input type="checkbox"/>	Minor <input type="checkbox"/>
SUMMARY EVIDENCE			
<p>Measures to minimize or mitigate ecosystem issues identified include technical measures such as the use of night settings, trailing balloons, scare lines and weighted lines in longline fisheries, the trial of bycatch reduction devices in gillnet fisheries, the use of flying doors and rock hoppers on bottom trawlers, and real time, temporary and permanent areal closures, and, where appropriate, the specific consideration of predation in some stock assessments as is the case in the assessment of capelin which considers the cod-capelin predator-prey relationship.</p>			
EVIDENCE			
<p>Icelandic government policy aims to protect vulnerable marine ecosystems from significant adverse impact from bottom contacting gear and legislation exists to provide for the prohibition of fishing activities with bottom-contacting gear in areas where vulnerable ecosystems occur. MFRI Advice includes a specific section on the ecosystem impacts of Icelandic fisheries¹⁷¹. The document identifies the major regional pressures for the ecoregion (Figure below).</p>			

¹⁷¹ https://www.ices.dk/sites/pub/Publication%20Reports/Advice/2020/2020/EcosystemOverview_IcelandicWaters_2020.pdf

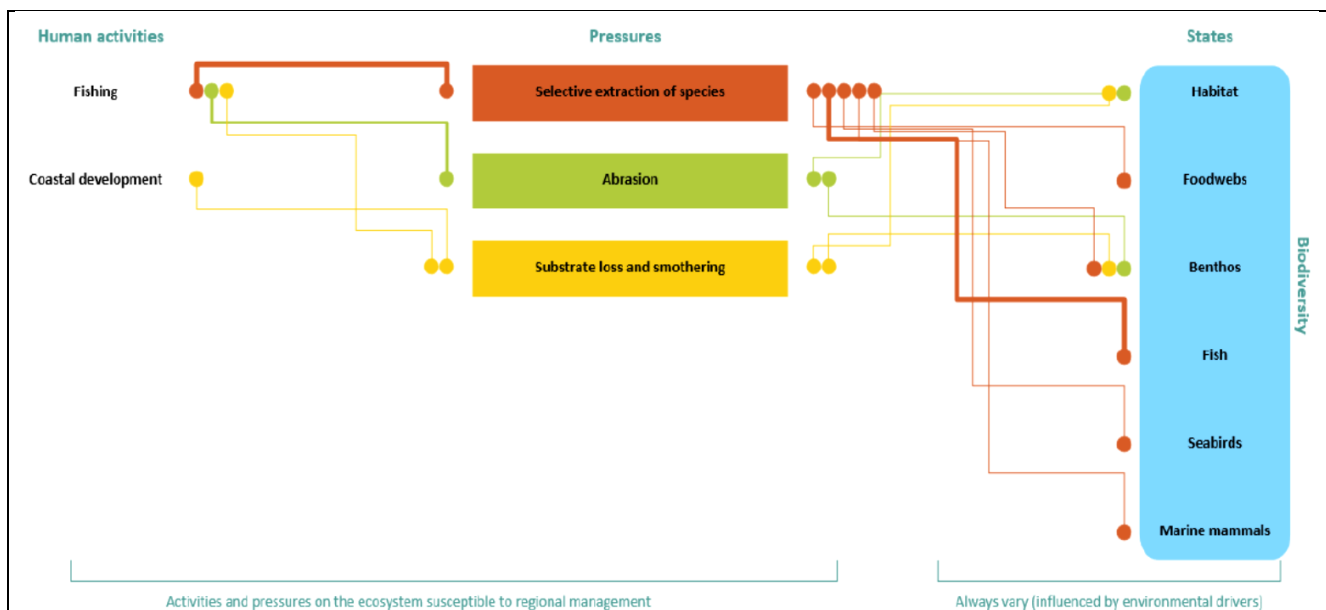


Figure 40. Icelandic Waters ecoregion overview with the major regional pressures, human activities, and state of the ecosystem components. The width of lines indicates the relative importance of individual links (the scaled strength of pressures should be understood as a relevant strength between the human activities listed and not as an assessment of the actual pressure on the ecosystem).

Measures to minimize or mitigate ecosystem issues identified include technical measures such as the use of night settings, trailing balloons, scare lines and weighted lines in longline fisheries, the trial of bycatch reduction devices in gillnet fisheries, the use of flying pelagic doors¹⁷² and rock hoppers on bottom trawlers, and real time, temporary and permanent areal closures (see clause 3.2.3.1 for details), and, where appropriate, the specific consideration of predation in some stock assessments as is the case in the assessment of capelin which considers the cod-capelin predator-prey relationship.

The Fisheries Management Plan for Icelandic haddock summarizes the measure in place relevant to ecosystem effects as follows. The fisheries are managed by a catch quota system. The annual quota is allocated to individual vessels or vessel groups so that the sum of quotas for individual vessels and vessel groups equals the TAC according to the HCR. Within the system there are various measures to make the fisheries economically viable, together with measures to coordinate catch composition and the TAC and to reduce discard, which is prohibited by law. The use of bottom trawl and pelagic trawl is not permitted inside 12 nm along the northern coast of Iceland. Similar restrictions are implemented elsewhere based on engine size and size of vessels. In many areas special rules regarding fishing gear apply such as mandatory use of a sorting grid when fishing for shrimp to avoid juveniles and small fish or bycatch grids when fishing for pelagic species in certain areas. Overall, these management measures are designed to ensure the Icelandic marine ecosystem remains healthy and productive and to allow for the future conservation and sustainable harvest of fish stocks (Icelandic haddock FMP¹⁷³).

¹⁷² <https://www.government.is/topics/business-and-industry/fisheries-in-iceland/fisheries-management/>

¹⁷³ <https://www.government.is/news/article/2013/06/10/FISHERIES-MANAGEMENT-PLAN-ICELANDIC-HADDOCK/>

8. Performance specific to agreed corrective action plans

During the 2019-2020 re-assessment audit¹⁷⁴ all clauses but two were found to be in full conformance. One minor non-conformance was identified (during the 4th surveillance in 2018/19) against clause 2.3.2.4 of the IRFM Standard (V2), relating to the appropriate recording of marine mammal and seabird bycatch data in fishing logbooks, while a new minor non-conformance was identified during the 2019-2020 Re-Assessment against clause 3.1.1 relative to the bycatch of spotted wolffish. Progress against these two NCs for this 1st Surveillance is shown below. Non new non-conformances were identified during the 1st Surveillance.


Non-conformance 1 (of 1)	
Clause:	2.3.2.4. Catch amounts by species and fishing area shall be estimated and continually recorded in fishing logbooks on-board the fishing vessels
Non-conformance level:	Minor Non-conformance
Non-conformance:	Although required by legislation, there is evidence of extensive non-reporting/under-reporting of seabirds and marine mammals bycatch such that the Assessment Team cannot be confident that catch amounts by species and fishing area (of marine mammals and seabirds) are estimated and continually recorded in fishing logbooks.
Rationale:	<p>The recording of marine mammals and seabirds by number and species is required by Icelandic regulation¹⁷⁵. Despite the implementation of new mandatory logbook reporting procedures for seabird and marine mammal bycatch, available evidence suggests that far fewer incidences of seabird and marine mammal bycatch are reported via the electronic logbook system than would be expected given the levels reported by onboard observers. This suggests significant levels of under-reporting and/or non-reporting of seabird and marine mammal bycatch. Examples of available evidence to support this conclusion include the findings of Pallson <i>et al.</i> 2015¹⁷⁶ and the March 2018 MFRI report titled: "Bycatch of Seabirds and Marine Mammals in lumpsucker gillnets 2014-2017".</p> <p>Pallson <i>et al.</i> 2015 highlighted the fact that their bycatch estimates were based on limited data that needed to be increased and improved with a functioning reporting system for the fishery and better follow up.</p> <p>The MFRI 2018 report found that although reported bycatch in E-logbooks by the fleet has increased (suggesting better compliance with reporting requirements) the overall bycatch rates are still much lower than observed in the trips by inspectors. Overall, the marine mammal and seabird bycatch rate during inspector trips was around four times higher than reported by the fleet in 2017¹⁷⁷.</p> <p>Furthermore according to a 2017 presentation to NAMMCO's Working group on bycatch of marine mammals; "logbooks have unfortunately proven unreliable" and "bycatch of birds and marine mammals is 18x higher when observer is present vs logbook records".</p> <p>While much of the evidence related to non-compliance with reporting requirements may relate to the lumpsucker fishery, this fishery is still part of the management system under review and in addition there is insufficient evidence to show that compliance in the fisheries under assessment here is better.</p>

¹⁷⁴ <https://www.responsiblefisheries.is/media/1/icelandic-haddock-re-assessment-report-final-03feb2020.pdf>

¹⁷⁵ <https://www.reglugerd.is/reglugerdir/eftir-raduneytum/sjavarutvegsraduneyti/nr/18967>

¹⁷⁶ <https://www.hafogvatn.is/static/research/files/fjolrit-178.pdf>

¹⁷⁷ <https://www.hafogvatn.is/static/files/skjol/techreport-bycatch-of-birds-and-marine-mammals-lumpsucker-en-final-draft.pdf>

<p>Corrective Action Plan</p>	<p>In accordance with rules of the IRF Programme, the Client is required to submit a Corrective Action Plan (CAP) within 28 days.</p> <p>The Client submitted the following CAP in February 2019</p> <div data-bbox="383 347 1428 1816" style="border: 1px solid black; padding: 10px;">  <p style="text-align: center;"> ATVINNUVEGA- OG NÝSKÖPUNARRÁÐUNEYTIÐ <i>Ministry of Industries and Innovation</i> </p> <p style="text-align: center;"> Skúlagötu 4 101 Reykjavík Iceland tel.: + (354) 545 9700 postur@anr.is anr.is </p> <p style="text-align: right;"> Reykjavík February 15, 2019 Reference: ANR18030330/11.02.09 </p> <p>The Icelandic fisheries management system is based on responsible conservation and sustainable use of living marine resources and an integral part of the system is to manage ecosystem effects of fishing, including bycatches of commercial and non-commercial species. All management decisions are taken based on the best available science.</p> <p>Effective control and enforcement is a pivotal element of a responsible fisheries management system. The Directorate of Fisheries monitors fisheries to ensure that rules are being followed. Real-time status of landings is delivered to a live database through a synchronized weight control system at all landing ports. The Directorate also carries out surveillance and inspections of the fishing operations, landing of catches and processing plants in close collaboration with the Icelandic Coast Guard, the Food and Veterinary Authority as well as accredited municipal harbor officials responsible for proper recording of the weight of the landed catch.</p> <p>Icelandic law explicitly prohibits discards of commercial species, i.e. bycatches of unwanted species or undersized fish. There are certain flexibility options and incentives for compliance incorporated into the system, to make it function well in practice.</p> <p>Incidental catch of non-commercial species such as seabirds and marine mammals is monitored by mandatory recordings in electronic logbooks. These measures are meant to maintain the delicate balance between effective harvesting and good environmental health to support sustainable fisheries.</p> <p>The Marine and Freshwater Institute in Iceland issues reports on incidental bycatches of non-commercial species. One issue that is currently being addressed as a result of the recommendations of these reports is the need for further measures to encourage the reporting of these catches in logbooks to prevent the transition from paper-logbooks to electronic reporting from resulting in lower levels of reporting. According to the reports from the MFRI, bycatch of marine mammals and seabirds are most frequent in gillnet fisheries.</p> <p>The Minister of Fisheries recently received a response to his request to the Committee for consultation on responsible management of living marine resources regarding addressing</p> </div>
--------------------------------------	--

non-commercial bycatches. On the basis of the conclusions of this committee, work has commenced to improve data recording, data availability and reliability and explore certain management measures to reduce bycatch of these species.

The committee comprises individuals from main stakeholder organizations in the fishing industry as well as the Marine and Freshwater Research Institute and the Ministry of Fisheries.

The Ministry will be working with the MFRI, the Directorate and the fishing industry in the next months with the aim of acquiring accurate and more detailed information on frequency of non-commercial bycatches, by fishing-gear, area and time. This information is essential for the MFRI as basis for recommendation on management actions to address any significant adverse impacts of fisheries on these species in question and the ecosystem health in general. These actions could include time and area closures and fishing gear amendments.

On behalf of the Minister of Fisheries and Agriculture



Brynhildur Benediktsdóttir



Further to the corrective action letter provided, the client also clarified that the Committee has recommended the following to the Ministry of Industries and Innovation:

- 1) Improvement of information collection and monitoring activities to gather reliable seabird and marine mammal bycatch information from vessel e-logbooks (and directly addressing the non-conformance) through technology development (e.g. mobile app in development by the Directorate), a species identification training program for fishermen and observers, and a general improvement in the quality of bycatch data (i.e. narrower confidence limits) and depth of information recorded (e.g. catch information on area, time, depth etc.) to help design mitigation measures that will result in appropriate industry acceptance and buy in;
- 2) Measures to reduce bycatch (e.g. potential spatial/temporal closures at sensitive times such as around seal pupping or bird breeding season); and
- 3) US Marine Mammal Protection Act importing requirements collectively dealt with through improvements in the previous two points (i.e. information gathering and management measures).

Accordingly, the Ministry is now considering further action with a view to determine what arrangements are realistically achievable and by when, potentially resulting in the following corrective action timelines:

Year 1: Ongoing work to further refine the actions identified above in terms of specific deliverables with their accompanying timeline;

Year 2: Initiate deliverable x, y, z identified in Year 1;

	<p>Year 3: Fully implement and report on progress; Year 4: Continued implementation and reporting.</p>
<p>Assessment Team CAP response</p>	<p>The Assessment Team has accepted the Corrective Action Plan provided by the Client for the fishery under assessment.</p>
<p>Year 1 progress (Re-assessment 2019-2020)</p>	<p>The Client Group submitted the following corrective action evidence in October 2019</p> <div style="border: 1px solid black; padding: 10px; margin: 10px 0;">  <p style="text-align: center;"> ÁTVINNUVEGA- OG NÝSKÖPUNARRÁÐUNEYTIÐ <i>Ministry of Industries and Innovation</i> Skúlagötu 4 101 Reykjavík Iceland tel.: + (354) 545 9700 postur@anr.is anr.is </p> <p style="text-align: right;"> Reykjavík October 25, 2019 Reference: ANR19020189/15.09.00 </p> <p> To whom it may concern </p> <p> Subject: Bycatches of non-commercial species in fisheries </p> <p> The Ministry of Industries and Innovation, Department of Fisheries and Aquaculture has initiated work aimed at reducing bycatch of seabirds and marine mammals in fishing operations. The workplan includes measures aimed at increasing the reliability of recording of catch of non-commercial species in logbooks by location, gear and species. </p> <p> Currently, the larger Icelandic vessels have electronic logbooks, but most smaller vessels still have paper logbooks. The Directorate of Fisheries has been working on an electronic „logbook-app“ to take over from the paper logbooks which will greatly facilitate recording of non-commercial bycatch onboard small vessel. The app was planned to be ready for use in 2019, but is now expected to be delayed until 2020. A trial version of the app has been initiated. </p> <p> A task-force has been set up in the Department of Fisheries and Aquaculture to work especially with gillnet fisheries aimed at improving data collection and reviewing possible management measures to minimize bycatch of seabirds and marine mammals. The task-force will be working closely with stakeholders, The Directorate of Fisheries and The Marine and Freshwater Research Institute. </p> <p> A general information campaign aimed towards all the Icelandic fleet to encourage more accurate recording of non-commercial bycatch will be run in 2020. </p> <p style="text-align: center;"> On behalf of the Minister of Industry and Commerce </p> <div style="text-align: center;">  <p> Jóhann Guðmundsson Director General, Department of Fisheries and Aquaculture </p> </div> </div> <p> Following the letter supplied by the Ministry on October 25th 2019 to update on progress towards closure of Minor Non Conformance #1, the Client Group spoke in a conference call with the audit team lead and clarified the following information: </p> <p> The Task Force group has just been set up and it is different and independent from the Committee for Consultation on Responsible Management of Living Marine Resources, reformed in its most current </p>

	<p>form (and remit) in Nov. 2018. The head of the Task Force is a high-level official in Iceland, the former Permanent Secretary for Fisheries.</p> <p>The appointed Chair of the Committee for Consultation on Responsible Management of Living Marine Resources brings industry and management stakeholders together to gather information, explore options and seek consensus on what can be done and agreed in a practical sense, thus assisting in the official decision-making process. The Task Force is set to continue to collaborate directly with various stakeholders and to explore multiple options and solutions.</p> <p>The Chairs of the Committee and the newly formed Task Force have been in contact to report on recent issues, developments and general updates and to discuss future options. The Client Group communicated that there is a proposed regulation on the table aiming to prohibit all deliberate killing of seals in Iceland (with only minor exception subject to strict conditions and requiring permit from the Directorate of Fisheries) which, if adopted, would contribute to a reduction in overall mortality and assist seal populations growth.</p> <p>Furthermore, an important first step has been recognised as the need to improve social recognition and acceptance of the issues across the gillnet fisheries (for lumpfish and cod), currently considered at high risk.</p> <p>The Client Group further communicated, on behalf of the head of the Task Force, that the small vessels bycatch recording App should be ready for the end of the year, prior to trial by a select group of fishermen. However, the full recording of seabird and marine mammal bycatch in the App may extend beyond the next (2020) fishing season. Meetings have been scheduled in late 2019 to further discuss the App with the Directorate.</p> <p>Another action that is under consideration is the use of picture cards for gillnet fishermen to enable better identification of seals and seabirds and to investigate if additional forms to record bycatch are required in the small fleet.</p> <p>The Task Force is also planning to conduct meetings with small boat owners to reiterate the need to improve data collection. The Directorate is also considering to hold educational meetings around Iceland prior to the start of the next season to increase awareness of the issue and the need for improved catch recording.</p>
<p>Assessment Team Determination on Year-1 Corrective Evidence</p>	<p>The Assessment Team has determined that the information supplied is sufficient to meet the original CAP deliverable for year 1. The non-conformance remains open and on track towards appropriate closure.</p> <p>The first surveillance activities will review evidence that the corrective actions highlighted above have been carried out.</p>
<p>Year 2 progress (1st Surveillance 2021)</p>	<p>During the 2021 remote audit, Fiskistofa confirmed that starting in September 2020 smaller Icelandic vessels (including gillnetters that are responsible for most of the recognised bycatch of marine mammals and seabirds) are now required to log their catches in an app (essentially a e-logbook) which contains information on catch and bycatch, including that of marine mammals and seabirds. This follows regulation 298/2020¹⁷⁸. The App also called Afladagbókina or catch diary¹⁷⁹ ¹⁸⁰automatically records the location of the boat during</p>

¹⁷⁸ <https://www.reglugerd.is/reglugerdir/eftir-raduneytum/atvinnuvega--og-nyskopunarraduneyti/nr/21887>

¹⁷⁹ <http://www.fiskistofa.is/umfiskistofu/frettir/afladagbokin-smaforrit-fyrir-rafraena-skraningu-afla>

¹⁸⁰ https://www.mbl.is/200milur/frettir/2020/08/31/oil_aflaskranning_raftaen_fra_og_med_morgundeginum/

fishing and the captains then records the catch, its condition and by-catch, in a very simple way. The app replaces paper logbooks in the small boat sector, with an electronic catch recording system. It is expected that this app will make the recording of bycatch more easy for the fleet.

Additionally, the MFRI has provided the latest (available) reported bycatch from the fishing fleet by gear. They report that (as somewhat expected) logbook records were generally much lower than the estimated bycatch. As an example, the total bycatch of reported harbour porpoises in the gillnet fishery over the 4 years was 171 porpoises while the total observed by inspectors and in the MFRI cod gillnet survey (3.7% of total effort) was 119 porpoises (yearly).

Bycatch of marine mammals and seabirds by gear type in 2016-2019 as reported by the fishing fleet. Source MFRI, January 2021.

Cod and Greenland halibut gillnets					
Species	2016	2017	2018	2019	Total
Harbour porpoise	52	45	48	26	171
White beaked dolphin	1	0	0	1	2
Harbour seal	11	12	7	8	38
Grey seal	4	1	1	1	7
Harp seal	2	0	0	0	2
Ringed seal	0	0	0	1	1
Humpback whale	1	0	0	0	1
Northern bottlenose whale	0	0	1	0	1
Risso's dolphin	0	0	7	0	7
Total marine mammals	71	58	64	37	230
Common guillemot	32	40	35	38	145
Northern fulmar	0	2	0	0	2
Brünnich's guillemot	0	0	0	3	3
Black guillemot	0	2	0	26	28
Cormorants	0	1	2	4	7
Total seabirds	32	45	37	71	185
Demersal longline					
Species	2016	2017	2018	2019	Total
Northern fulmar	61	303	539	195	1098
Northern gannet	0	27	3	0	30

	Seagull species	25	8	3	0	36
	Total seabirds	86	338	545	195	1164
	Demersal otter trawl					
	Species	2016	2017	2018	2019	Total
	Harbour seal	0	0	3	1	4
	Unidentified dolphin	0	0	1	0	1
	Total marine mammals	0	0	4	1	5
	Northern gannet	0	0	0	3	3
	Total seabirds	0	0	0	3	3
	All in all, it is expected that the new App will facilitate more precise data collection from the (small boat) fleet. Progress will be measured at each subsequent surveillance.					
Assessment Team Determination on Year-2 Corrective Evidence	<p>The Assessment Team has determined that the information supplied is sufficient to meet the original CAP deliverable for year 2. The non-conformance remains open and on track towards appropriate closure.</p> <p>The 2nd surveillance activities will review evidence that the corrective actions highlighted above have been carried out.</p>					

Non-conformance 2 (of 2)	
Clause:	3.1.1. Adverse impacts of the fishery on the ecosystem shall be considered and appropriately assessed and effectively addressed, consistent with the precautionary approach.
Non-conformance level:	<i>Minor Non-conformance</i>
Non-conformance:	There is insufficient evidence that adverse impacts of the haddock fishery on the spotted wolffish ecosystem component is being considered and appropriately assessed and effectively addressed, consistent with the precautionary approach.
Spotted wolffish Rationale:	<p>Around 98% of spotted wolffish (<i>Anarhichas minor</i>) is currently caught as bycatch in the trawl and longline fisheries that target haddock and is mainly found at the northwest and north parts of the continental shelf of Iceland, at sandy or muddy substrate and depths of 100-400 meters, in fishing ground overlapping with those of haddock. From 2002, the catch on longline has been increasing relative to that taken in demersal trawl. In 2018, longline catch was around 53% of the total catch.</p> <p>Since 2012 catches have been consistently above advice/recommended TAC. Spotted wolffish was included in the ITQ system in 2018 and the TAC in 2018/2019 was set as per recommended TAC of 1001 t^[2]. Issues surrounding this stock were flagged as a potential issue during the 4th surveillance assessment in 2018, preceding the current re-assessment.</p>

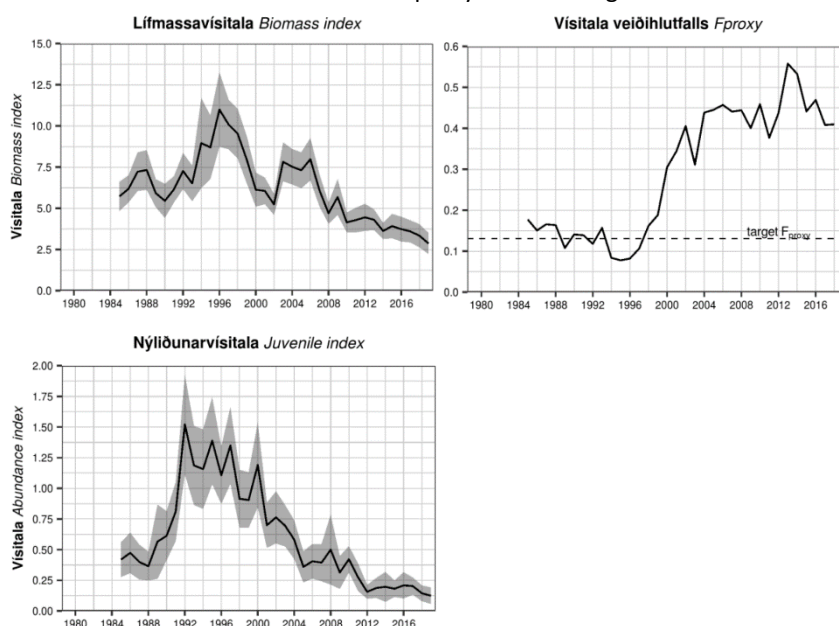
^[2] [https://www.hafogvatn.is/static/extras/images/13-SpottedWolffish%20\(1\)1141515.pdf](https://www.hafogvatn.is/static/extras/images/13-SpottedWolffish%20(1)1141515.pdf)

Preliminary catches in 2018/19 have exceeded the TAC based on Fiskistofa records^[3].

Year	Advice/ Recommended TAC	National TAC	Spotted Wolffish Catches	Total catches as a % of advice
12/13	900		2,042	227%
13/14	900		2,250	250%
14/15	900		1,655	184%
15/16	900		1,913	213%
16/17	1128		1,587	141%
17/18	1080		1,528	141%
18/19	1001	1,001	1,234	123%
19/20	375	375		

In a request for clarification, the Ministry confirmed that spotted wolffish is caught with other species in the mixed fishery and is therefore very difficult to manage. They also explained that in the fishing year (2019/2020) the TAC is extremely small so there might be additional difficulties in maintaining the species within TAC.

In their 2019 Advice, MFRI advised that when the precautionary approach is applied, catches in the fishing year 2019/2020 should be no more than 375 tonnes. As shown below, biomass and juvenile indices are at their lowest levels in the time series. Fproxy has been high since 2000.



This year the basis of the Fproxy was changed due to low spawning stock biomass and poor recruitment and thus the Fproxy applied last year is no longer considered precautionary. The target Fproxy is now defined as the mean Fproxy from the reference period of 1985–1998. This period was chosen as fishing pressure did not have any observed detrimental effects on the stock biomass. The catch advice is based on multiplying the most recent index value with the target Fproxy value. As this is the first year this basis is used, the uncertainty cap was not applied.



Spotted Wolffish in Europe is categorised as near threatened under the IUCN Red list based on a last assessment from 2014^[4].

It is not clear to what degree management has been successful at reducing harvest for this stock since catches in 2018/19 appear to have exceeded the TAC by over 20%. The same or perhaps a bigger issue remains for

[3] <http://www.fiskistofa.is/veidar/aflaupplysingar/afiallartegundir/>

[4] <https://www.iucnredlist.org/species/18263655/44739959>

	<p>the reduced 2019/2020 quota and the related effects on the stock. The haddock fishery overlaps in terms of fishing gears, fishing grounds and depths with spotted wolffish catch and is therefore considered to have an effect on this stock, itself a component of the Iceland marine ecosystem.</p>
<p>Corrective Action Plan</p>	<p>In accordance with rules of the IRF Programme, the Client is required to submit a Corrective Action Plan (CAP) within 28 days.</p> <p>Corrective Action Plan (CAP) submitted by the client in November 2019</p> <p>Action to improve management of the spotted wolffish was taken by setting a TAC and allotting individual quotas to vessels beginning in the fishing year 2018-2019. Normally, such change in management approach is expected to lead to adjustment and changes in vessel behaviour, thus in turn leading to catch avoidance and consequent catch reduction. This process may take some time to stabilise and for that reason it is too early to tell to what extent this change serves to remedy the situation. Nevertheless, the TAC for 2019-2020 is only 37.5% of the previous year's TAC and thus the situations deserves more focused study. It is thus positive to seek other management tools and measures that may further aid in this endeavour. Accordingly, the MFRI has set up a monitoring plan (below). Among other things, this plan sets the goal of further charting the situation in order to identify more closely areas for potential closure during spawning time and beyond. It would thus be appropriate to collate the results and initiate further planning in connection with the next surveillance assessment.</p>

	<p>To whom it may concern</p> <div style="text-align: right;">  <p>Reykjavík, 20.11.2019 21.09.01 /HLÝ GP/mp</p> </div> <p style="text-align: center;">Monitoring plan for spotted wolffish (<i>Anarhichas minor</i>)</p> <p>The aim of the plan is to monitor spatial and temporal changes in catches of spotted wolffish. Reporting of following variables will be done each month.</p> <ul style="list-style-type: none"> § Total catch. § Catch by fishing gear. § Identifying the vessels that are taking most of the catch. § Temporal and spatial changes in the catch. <p>A research team of 6 scientist from the Marine and Freshwater Research Institute (MFRI) and one from <i>Fisheries Iceland</i> has been established . The first meeting of this group will be on the 28th November where the following issues will be discussed.</p> <ul style="list-style-type: none"> § To put more manpower to age read otoliths of spotted wolffish, in order to improve the stock assessment. § Examination of reported catch of spotted wolffish from logbooks at spawning time, to locate possible spawning areas. Possible benefits of ongoing research on migration of spotted wolffish, where 15 fishes out of 44 tagged with Digital Storage Tags (DSTs) have been recaptured to locate spawning areas of spotted wolffish. If such areas are found the group will decide on further research steps in order to identify more closely areas for potential closure during spawning and incubation time of spotted wolffish. § Ongoing research on fecundity of spotted wolffish will be discussed. One of the aims of this research is to examine if fecundity of spotted wolffish can be estimated with biological variables which are easy to measure and if so used to estimate total egg production (TEP) which can be used to examine the relationship between TEP and recruitment. § Future research which will benefit the conservation of spotted wolffish. <div style="text-align: center;">  <p>Gudmundur Thordarson Head of Demersal Division</p> </div> <p style="text-align: center; font-size: small;">Hafrannsóknastofnun Kt. 470616-0830 Skúlagötu 4 101 Reykjavík Sími: 575 2000 Fax: 575 2001 hafogvatn@hafogvatn.is</p>
<p>Assessment Team CAP response</p>	<p>The Assessment Team has accepted the CAP submitted by the Client Group in collaboration with the MFRI. The CAP is thus considered adequate to address the spotted wolffish issue. Monitoring of such CAP and related measures will occur in upcoming surveillance audits. Accordingly, the Assessment Team will be requesting the Client group for updated information about this issue at the 1st Surveillance audit in late 2020/early 2021 and will try to establish a more specific set of milestones for future surveillances at that time, to better define the timelines for closure of this minor non-conformance.</p>

Year 1 progress (1st Surveillance 2021)

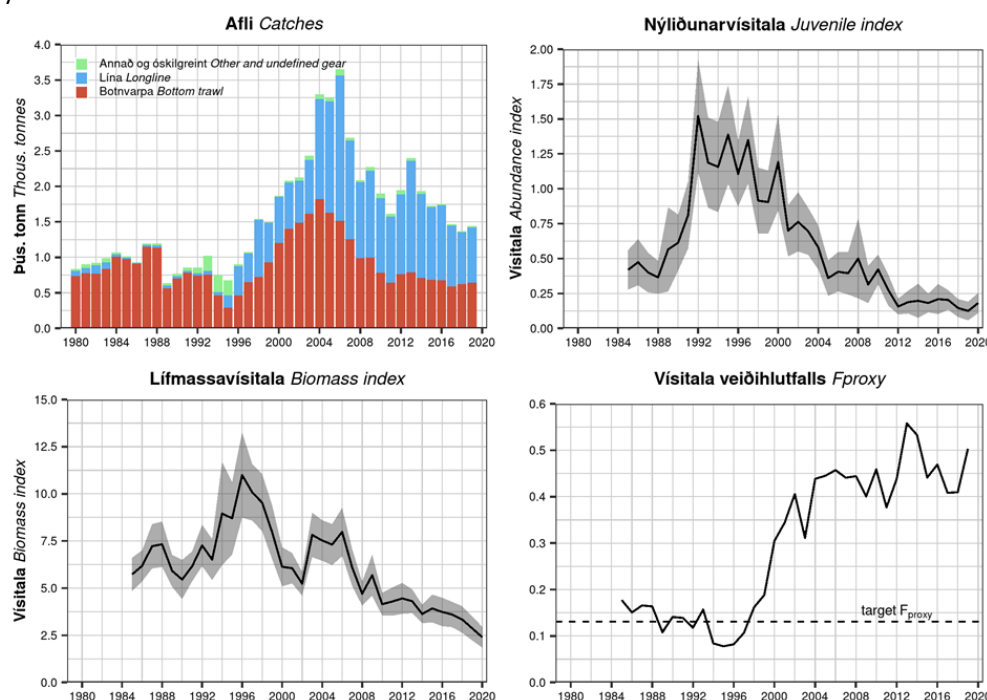
HLÝRI – Spotted wolffish (*Anarhichas minor*)¹⁸¹

Because the stock is depleted and Icelandic catches were consistently above recommended TAC and above TAC in the two most recent fishing seasons (see next table), a minor non-conformance was raised in 2019.

Spotted wolffish. Recommended TAC, national TAC, and catches (tonnes).

Fiskveiðiár Fishing year	Tillaga Rec. TAC	Aflamark National TAC	Afli Catches
2012/13	900	-	2042
2013/14	900	-	2250
2014/15	900	-	1655
2015/16	900	-	1913
2016/17	1128	-	1587
2017/18	1080	-	1528
2018/19	1001	1001	1383
2019/20	375	375	
2020/21	314		

Updates and corrective actions follow. As spotted wolffish are mainly caught as bycatch, catches have been above recommendations, and biomass indices are now at historically low levels, MFRI recommends in their 2020 advice that fishermen will be allowed to release spotted wolffish caught beyond set TAC. The biomass index has decreased since 2008 and continuously from 2015. SSB is likely to be below any candidate value of Blim. The juvenile index indicates a recruitment failure since 2012. Fproxy has been above target in recent years.



Spotted wolffish harvest rate and biomass. Source 2020 MFRI Advice.

Additional management measures have been implemented for this stock in 2020. During the remote site visit the MFRI communicated that there is a strong need to protect the stock. Studies in Canada show that wolffish is generally fairly robust and can survive capture by trawls. For example, Grant and Hiscock (2014)¹⁸² showed a 92-100% post capture survival for spotted wolffish following net entrapment in commercial bottom otter trawl tows up to 2.5 h, haul back through a thermocline (range, 5.8 °C), and exposure to 5–13 °C air

¹⁸¹ <https://www.hafogvatn.is/static/extras/images/13-spottedwolffish1206865.pdf>

¹⁸² Grant, S.M., and Hiscock, W. 2014. Post-capture survival of Atlantic Wolffish (*Anarhichas lupus*) captured by bottom otter trawl: Can live release programs contribute to the recovery of species at risk? *Fish. Res.* 151: 169-176. <https://www.sciencedirect.com/science/article/abs/pii/S0165783613002816>

	temperatures for up to 2 h. As a result of this, the MFRI gave a landings advice for the 2020/21 season and suggested that fishers would be allowed to discard spotted wolffish as per Regulation 1256/2020 ¹⁸³ which now allows fishers to discard viable (living) spotted wolffish, as opposed to landing it dead, taking advantage of the high post capture survival of this fish. As per article 1 of this regulation, if spotted wolffish is released, the type and estimated quantity in kilograms released shall be recorded in an electronic catch logbook or the smart device program. Hence the amount caught and landed and the amount caught and released will be recorded. In addition, the MFRI is in the process of measuring the survival of spotted wolffish in Icelandic waters and, in addition to age reading, they hope to potentially develop a recovery plan for the stock.
Assessment Team Determination on Year-1 Corrective Evidence	<p>The Assessment Team has determined that the information supplied is sufficient to show adequate progress. In terms of corrective action against timelines, the Assessment Team agreed to continue monitoring the status of this non-conformance until the 4th surveillance using up to date evidence submitted by the Client Group and management authorities, and to ensure the condition is closed within that timeframe.</p> <p>The non-conformance remains open and on track towards appropriate closure.</p> <p>The 2nd surveillance activities will review evidence that the corrective actions highlighted above have been carried out.</p>

Recommendations

The Assessment Team has also issued a number of formal Recommendations for the Client Group to consider.

Recommendation #1 (relating to clause 1.5.8). The Assessment Team recommends that the issue of yearly TAC overshooting (due to flexibility measures and other allowances in Iceland) is formally addressed at, and accounted for at the next management plan revision, and that the harvest control rule is evaluated through simulation by addressing the implementation bias (resulting in TAC overshooting) in the order of magnitude experienced in recent years.

Recommendation #2 (relating to clause 3.1.1 and 3.1.2)

Several fisheries management plans (e.g. those for cod, haddock, saithe and redfish) state that it is the policy of the Icelandic government to protect vulnerable marine ecosystems (VMEs). VMEs of particular importance within Iceland include cold water coral communities and hydrothermal vent areas, but also deep sea sponge aggregations (a threatened and declining habitat, according to OSPAR¹⁸⁴) and sea-pen fields¹⁸⁵. Currently, there are explicit conservation measures for cold water corals and hydrothermal vents (i.e. area closures) but nothing explicit for either deep sea sponge aggregations or sea pen fields. The assessment team recommends that more formal conservation plans/measures are formulated for these VMEs.

It is noted that the issues highlighted in these recommendations will be reviewed in subsequent surveillance audits, and that some of these have the potential to develop into non-conformances if the issues worsen.

¹⁸³ Reglugerð um (2.) breytingu á reglugerð nr. 468/2013, um nýtingu afla og aukaafurða. <https://www.reglugerd.is/reglugerdir/eftir-raduneytum/atvinnuvega--og-nyskopunarraduneyti/nr/22242>

¹⁸⁴ http://www.ices.dk/sites/pub/Publication%20Reports/Advice/2017/2017/Ecosystem_overview-Icelandic_Waters_ecoregion.pdf

¹⁸⁵ <https://novasarc.hafogvatn.is/project/>

9. Unclosed, new non-conformances and new corrective action plans

There are no new non conformances or corrective actions assigned as part of this audit.

10. Future Surveillance Actions

Future surveillance actions are detailed below.

Table 18. Key future surveillance actions.

Clause No.	Surveillance Action
2.3.2.4	The 2 nd surveillance activities will review evidence that the corrective actions are being carried out in a timely manner. This will consist of up to date information on the implementation of the new App/catch diary deployed in September 2020 in the small boat sector, and bycatch data recorded in such system.
3.1.1	The 2 nd surveillance activities will review evidence that the corrective actions are being carried out in a timely manner. This will consist of updated spotted wolffish status information as well as catch data and released data.

11. Client signed acceptance of the action plan

Not applicable, but see Section 8 for the existing action plans.

12. Recommendation and Determination

The assessment team determines that the management system of the applicant fishery, the Icelandic haddock (*Melanogrammus aeglefinus*) commercial fisheries, under state management by the Icelandic Ministry of Industries and Innovation, fished directly with demersal trawls, long-lines, Danish seine nets, gill nets, and hook and line by small vessels and indirectly with Nephrops trawls, shrimp trawls, pelagic trawls and purse seines within Iceland's 200 nautical miles Exclusive Economic Zone (EEZ), is granted continued certification.

Accordingly, continued certification is granted.

13. References

Reference	Web link
ABCIRDS. 2015. In-Depth Analyses of Seabird By-catch in Individual Marine Stewardship Council Fisheries. American Bird Conservancy.	https://abcbirds.org/wp-content/uploads/2015/05/ABC_Analysis_of_MSC_Certification_on_Seabird_Bycatch_Pt_2_Fishery_Analyses.pdf
ACAP (2017) ACAP Review and Best Practice Advice for Reducing the Impact of Pelagic Longline Fisheries on Seabirds. In: ACAP - Tenth Meeting of the Advisory Committee. ACAP, Wellington, New Zealand.	https://acap.aq/en/bycatch-mitigation/mitigation-advice/3242-acap-2017-review-and-best-practice-advice-for-reducing-the-impact-of-pelagic-longline-fisheries-on-seabirds/file
Agnarsson, S., and Arnason, R. 2003. The Role of the Fishing Industry in the Icelandic Economy. A historical Examination. WR:03. Institute of Economic Studies.	http://www.ioes.hi.is/sites/hhi.hi.is/files/W-series/2003/w0307.pdf
Agnarsson, S., Matthiasson, T., & Giry, F. (2016). Consolidation and distribution of quota holdings in the Icelandic fisheries. <i>Marine Policy</i> , 72, 263–270. doi:10.1016/j.marpol.2016.04.037	https://www.sciencedirect.com/science/article/pii/S0308597X16302238
Althingi. 1996. Act 1996 nr. 57 on the conduct of marine fish stocks. Accessed 21 March 2021.	http://www.althingi.is/lagas/148a/2015112.html
Althingi. 1996. Act 1996 nr. 57 on the conduct of marine fish stocks. Accessed 21 March 2021.	https://www.althingi.is/lagas/nuna/1996057.html
Althingi. 2017. Act amending the Act on Access to Marine Marine Stocks and the Act on the Directorate of Fisheries (monitoring of weighing license holders). Accessed 21 March 2021.	https://www.althingi.is/altext/stjt/2017.048.html
Althingi. 2018. Act on fishing in Iceland's exclusive fishing zone 1997 no. May 26. Icelandic law, 20 January 2019. Issue 149a	https://www.althingi.is/lagas/nuna/1997079.html
Althingi. Act 2015 nr. 112 on Marine Research Institute, research and advisory body for sea and water. Accessed 21 March 2021.	https://www.althingi.is/lagas/nuna/2015112.html
Althingi. Act Concerning the Treatment of Commercial Marine Stocks (Act No. 57 1996). Ministry of Business and Innovation. Accessed 24 January 2021.	https://www.althingi.is/lagas/149a/1996057.html
Althingi. Act concerning the Treatment of Commercial Marine Stocks No. 57-1996.	https://www.althingi.is/altext/pdf/131/s/0982.pdf
Althingi. Act on a Special Fee for Illegal Marine Catch (1992 nr. 37). Ministry of Business and Innovation. Accessed 24 January 2021.	https://www.althingi.is/lagas/149a/1992037.html
Althingi. Act on the Directorate of Fisheries (1992 no. 36). Ministry of Business and Innovation. Accessed 21 March 2021.	https://www.althingi.is/lagas/149a/1992036.html
Anita Gilles, Thorvaldur Gunnlaugsson, Bjarni Mikkelsen, Daniel G. Pike, Gísli A. Víkingsson. Harbour porpoise <i>Phocoena phocoena</i> summer abundance in Icelandic and Faroese waters, based on aerial surveys in 2007 and 2010. NAMMCO SC/18/AESP/11	http://www.hafro.is/Bokasafn/Greinar/sc_18-AESP11.pdf
ASCOBANS. 2009. OSPAR Background Document for Harbour porpoise <i>Phocoena phocoena</i> . Agreement on the Conservation of Small Cetaceans of the Baltic, North East Atlantic, Irish and North Seas.	https://www.ascobans.org/en/document/ospar-background-document-harbour-porpoise-phocoena-phocoena

BirdLife International 2018. Alca torda. The IUCN Red List of Threatened Species 2018: e.T22694852A131932615.	https://www.iucnredlist.org/species/22694852/131932615#population
BirdLife International 2018. Gavia immer. The IUCN Red List of Threatened Species 2018: e.T22697842A132607418. http://dx.doi.org/10.2305/IUCN.UK.2018-2.RLTS.T22697842A132607418.en	https://www.iucnredlist.org/species/22697842/132607418#conservation-actions
BirdLife International. 2018. Gavia immer. The IUCN Red List of Threatened Species 2018: e.T22697842A132607418.	https://www.iucnredlist.org/species/22697842/132607418#population
Bowen, D. 2016. Halichoerus grypus. The IUCN Red List of Threatened Species 2016: e.T9660A45226042. http://dx.doi.org/10.2305/IUCN.UK.2016-1.RLTS.T9660A45226042.en	https://www.iucnredlist.org/species/9660/45226042
Braulik, G., Minton, G., Amano, M. & Bjørge, A. 2020. Phocoena phocoena. The IUCN Red List of Threatened Species 2020: e.T17027A50369903.	https://www.iucnredlist.org/species/17027/50369903
Buhl-Mortensen L., Burgos J. M., Steingrund P., Buhl-Mortensen P., Ólafsdóttir S. H. and Ragnarsson S. A. 2019. Vulnerable marine ecosystems (VMEs) Coral and sponge VMEs in Arctic and sub-Arctic waters - Distribution and threats. TemaNord 2019:519 ISSN 0908-6692 http://dx.doi.org/10.6027/TN2019-519	http://norden.diva-portal.org/smash/get/diva2:1304079/FULLTEXT02.pdf
Burgos JM, Buhl-Mortensen L, Buhl-Mortensen P, Ólafsdóttir SH, Steingrund P, Ragnarsson SÁ and Skagseth Ø (2020) Predicting the Distribution of Indicator Taxa of Vulnerable Marine Ecosystems in the Arctic and Sub-arctic Waters of the Nordic Seas. Front. Mar. Sci. 7:131. doi: 10.3389/fmars.2020.00131	https://www.frontiersin.org/articles/10.3389/fmars.2020.00131/full
Collette, B., Fernandes, P. & Heessen, H. 2015. Anarhichas minor. The IUCN Red List of Threatened Species 2015: e.T18263655A44739959.	https://www.iucnredlist.org/species/18263655/44739959#population
ECOLEX. 2019. Fisheries Management Act, 1990. Accessed 24 January 2021.	https://www.ecolex.org/details/legislation/fisheries-management-act-1990-lex-faoc003455/
Ellis, J., Farrell, E., Jung, A., McCully, S., Sims, D. & Soldo, A. 2015. Lamna nasus. The IUCN Red List of Threatened Species 2015: e.T11200A48916453.	https://www.iucnredlist.org/species/11200/48916453#geographic-range
FAO. 2019. Sebastus marinus. Fisheries and Aquaculture Department. Food and Agricultural Organization of the United Nations.	http://www.fao.org/fishery/species/3324/en
Fisheries Management 2018/2019 Laws and regulations. Sjórñ fiskveiða 2018/2019 Lög og reglugerðir.	http://vefbirting.oddid.is/raduneyti/fiskveidar2018/
Fiskistofa 2017. Annual Report, 2017, maritime surveillance chapter.	http://www.fiskistofa.is/umfiskistofu/arsskyrsla-2013/eftirlit-a-sjo/
Fiskistofa 2020. Ice percentage in May to August. Accessed 24 March 2021.	http://www.fiskistofa.is/umfiskistofu/frettir/hlutfall-kaelimidils-mai-til-agust
Fiskistofa. 2005. Reglugerð Nr. 30/2005 on spawning closures. Accessed 21 March 2021.	http://www.fiskistofa.is/media/veidis-vaedi/Hrygningarstopp_2.pdf
Fiskistofa. 2019. Catch composition for bottom trawling and longline fishing vessels to detect discards. Accessed 24 March 2021	http://www.fiskistofa.is/umfiskistofu/frettir/afsamsetning-a-botnvorpu-og-dragnotarveidum

Global Trust. 2020. IRFM Icelandic chaddock fishery re- assessment and certification report.	https://www.responsiblefisheries.is/media/1/icelandic-haddock-re-assessment-report-final-03feb2020.pdf
Government of Iceland. 2021. Fisheries in Iceland. Accessed 14 January 2021.	https://www.government.is/topics/business-and-industry/fisheries-in-iceland/
Government of Iceland. 2021. Fisheries Management. Accessed 21 March 2021.	https://www.government.is/topics/business-and-industry/fisheries-in-iceland/fisheries-management/
Government of Iceland. 2021. Management Strategy and Harvest Control Rules. Accessed 21 January 2021.	https://www.government.is/news/article/?newsid=cf30e5ad-584f-11e8-9429-005056bc4d74
Government of Iceland. 2021. Ministry of Industries and Innovation. Accessed 14 January 2021.	https://www.government.is/ministries/ministry-of-industries-and-innovation/
Grant, S.M., and Hiscock, W. 2014. Post-capture survival of Atlantic Wolfish (<i>Anarhichas lupus</i>) captured by bottom otter trawl: Can live release programs contribute to the recovery of species at risk? <i>Fish. Res.</i> 151: 169-176.	https://www.sciencedirect.com/science/article/abs/pii/S0165783613002816
Guðjón M. Sigurðsson, Höskuldur Björnsson, Áslaug Eir Hólmeirsdóttir, Sævar Guðmundsson og Viðar Ólason. Discards of cod and haddock in demersal Icelandic fisheries 2016-2018. <i>HV.</i> 2020-41.	https://www.hafogvatn.is/static/research/files/1608029972-hv2020-41.pdf
Hampidjan. 2018. Better Selectivity with four-panel T90 codend. Accessed 28 January 2021.	http://www.hampidjan.is/news/news-article/better-selectivity-with-four-panel-t90-codend1
Hampidjan. 2019. Clear advantages of flying doors. HAMPIDJAN GROUP	http://www.hampidjan.is/news/news-article/clear-advantages-of-flying-doors
ICEFISH. 2021. Better redfish selectivity with four panel codend. Accessed 28 January 2021.	https://www.icefish.is/news101/better-redfish-selectivity-with-four-panel-codend
Iceland Application for Membership to the EU: Chapter 13 the Coast Guard. Powerpoint Presentation.	https://slideplayer.com/slide/4644333/
ICES 2013. Advice on management plan for Icelandic haddock. International Council for the Exploration of the Sea.	http://www.ices.dk/sites/pub/Publication%20Reports/Advice/2013/Special%20requests/Iceland%20long-term%20MP%20for%20Icelandic%20haddock.p
ICES 2019. Iceland request to evaluate the current management plan for haddock in Icelandic waters, input data, and stock assessment. International Council for the Exploration of the Sea.	http://www.ices.dk/sites/pub/Publication%20Reports/Advice/2019/Special_Requests/iceland.2019.07.pdf
ICES 2019. Advice on revised management plan for Icelandic haddock. International Council for the Exploration of the Sea.	http://www.ices.dk/sites/pub/Publication%20Reports/Advice/2019/Special_Requests/iceland.2019.07.pdf
ICES 2019. Report of the North Western Working Group (NWWG), Section 8 Icelandic haddock. International Council for the Exploration of the Sea.	http://www.ices.dk/sites/pub/Publication%20Reports/Expert%20Group%20Report/Fisheries%20Resources%20Steering%20Group/2019/NWWG/12%20NWWG%20Report%202019_Sec%2010_Icelandic%20haddock%20in%205.pdf
ICES 2019. Stock annex Icelandic haddock (<i>Melanogrammus aeglefinus</i>) in Division 5a. International Council for the Exploration of the Sea.	http://www.ices.dk/sites/pub/Publication%20Reports/Stock%20Annexes/2019/had.27.5a_SA.pdf
ICES. 2005. AREA A ICELAND GREENLAND Ecosystem Overview. International Council for the Exploration of the Sea.	http://www.ices.dk/sites/pub/Publication%20Reports/Advice/2005/may/Iceland%20and%20East%20Greenland.pdf

ICES. 2013. Overview on ecosystem, fisheries and their management in Icelandic waters: ICES NWWG REPORT 2013. International Council for the Exploration of the Sea.	http://www.ices.dk/sites/pub/Publication%20Reports/Expert%20Group%20Report/acom/2013/NWWG/Sec%2007%20Overview%20on%20Ecosystem,%20fisheries%20and%20their%20management%20in%20Icelandic%20waters.pdf
ICES. 2013. Report of the Workshop on Guidelines for Management Strategy Evaluations (WKG MSE) , 21 - 23 January 2013, ICES HQ, Copenhagen, Denmark.	http://www.ices.dk/sites/pub/Publication%20Reports/Expert%20Group%20Report/acom/2013/WKG MSE/Report%20of%20the%20Workshop%20on%20Guidelines%20for%20Management%20Strategy%20Evaluations.pdf
ICES. 2015. Report of the Benchmark Workshop on Icelandic Stocks (WKICE), 26–30 January 2015, Copenhagen, Denmark. ICES CM 2015/ACOM:31. 325 pp.	http://www.ices.dk/sites/pub/Publication%20Reports/Expert%20Group%20Report/acom/2015/WKICE%202015/wkice_2015_final.pdf
ICES. 2017. ICES fisheries management reference points for category 1 and 2 stocks. International Council for the Exploration of the Sea.	http://ices.dk/sites/pub/Publication%20Reports/Guidelines%20and%20Policies/12.04.03.01_Reference%20points%20for%20category%201%20and%202.pdf
ICES. 2018. Haddock (<i>Melanogrammus aeglefinus</i>) in Division 5.a (Iceland grounds). In Report of the ICES Advisory Committee, 2018. ICES Advice 2018, had.27.5a	http://ices.dk/sites/pub/Publication%20Reports/Advice/2018/2018/had.27.5a.pdf
ICES. 2019. Haddock (<i>Melanogrammus aeglefinus</i>) in Division 5.a (Iceland grounds). In Report of the ICES Advisory Committee, 2019. ICES Advice 2019, had.27.5a, https://doi.org/10.17895/ices.advice.4738	http://ices.dk/sites/pub/Publication%20Reports/Advice/2019/2019/had.27.5a.pdf
ICES. 2019. Iceland request to evaluate the current management plan for saithe in Icelandic waters, input data, and stock assessment. Special request Advice.	http://www.ices.dk/sites/pub/Publication%20Reports/Advice/2019/Special%20Requests/iceland.2019.08.pdf
ICES. 2019. Workshop on the benchmark assessment and management plan evaluation for Icelandic haddock and saithe (WKICEMSE).	http://www.ices.dk/sites/pub/Publication%20Reports/Expert%20Group%20Report/acom/2019/WKICEMSE/WKICEMSE%20Report%202019.pdf
ICES. 2020. 2020 Icelandic Waters ecoregion – Ecosystem overview. International Council for the Exploration of the Sea.	https://www.ices.dk/sites/pub/Publication%20Reports/Advice/2020/2020/EcosystemOverview_Icelandic_Waters_2020.pdf
ICES. 2020. North Western Working Group (NWWG). ICES Scientific Reports. 2:51. 670 pp. https://doi.org/10.17895/ices.pub.6051 .	https://www.ices.dk/sites/pub/Publication%20Reports/Expert%20Group%20Report/Fisheries%20Resources%20Steering%20Group/2020/NWWG/01%20NWWG%20Report%202020.pdf
ICES. 2020. Working Group on Bycatch of Protected Species (WGBYC). ICES Scientific Reports. 2:81. 209 pp. http://doi.org/10.17895/ices.pub.7471	https://www.ices.dk/sites/pub/Publication%20Reports/Expert%20Group%20Report/HAPISG/2020/WGBYC_2020.pdf
ICETRA. 2021. Ships and cargoes. Icelandic Transport Authority.	https://www.icetra.is/maritime/ships-and-cargoes/
ICG. 2021. Icelandic Coast Guard. Accessed 24 January 2021.	http://www.lhg.is/english/
ICG. 2021. The Icelandic Coast Guard “Always Prepared”. Icelandic Coast Guard	http://www.lhg.is/media/LHG80/Landhelgisgasla_Islands_enska2_.pdf

Ingólfsson, Ó. A., Einarsson, H. A., & Løkkeborg, S. (2017). The effects of hook and bait sizes on size selectivity and capture efficiency in Icelandic longline fisheries. <i>Fisheries Research</i> , 191, 10–16. doi:10.1016/j.fishres.2017.02.017	https://www.sciencedirect.com/science/article/abs/pii/S0165783617300541
Jaworski A., Ragnarsson S., A. Feeding habits of demersal fish in Icelandic waters: a multivariate approach. <i>ICES Journal of Marine Science</i> , Volume 63, Issue 9, 1 January 2006, pp 1682–1694, https://doi.org/10.1016/j.icesjms.2006.07.003	https://academic.oup.com/icesjms/article/63/9/1682/699283
MFRI. 2016. Measurements of cod and haddock discharges 2014-2015. HV 2016-003. Marine and Freshwater Research Institute.	https://www.hafogvatn.is/is/midlun/utgafa/haf-og-vatnarannsoknir/maelingar-a-brottkasti-thorsks-og-ysu-2014-2015
MFRI. 2017. 2017 Harbour seal advice. Marine and Freshwater Research Institute.	https://www.hafogvatn.is/static/extras/images/Land-selur277.pdf
MFRI. 2017. Aerial census of the Icelandic harbour seal (<i>Phoca vitulina</i>) population in 2016: Population estimate, trends and current status. Marine and Freshwater Research Institute.	https://www.hafogvatn.is/static/research/files/hv2017-009pdf
MFRI. 2018. Working Document to ICES Working Group on Widely Distributed Stocks (WGWIDE, No. 05), Havstovan, Tórshavn, Faroe Islands, 28. August – 3. September 2018 Cruise report from the International Ecosystem Summer Survey in the Nordic Seas (IESSNS) 30th of June – 6 th of August 2018.	https://www.hafogvatn.is/static/files/skjol/wd05_iesns_survey_report_2018.pdf
MFRI. 2019. By-catch of birds and marine mammals in the Icelandic lumpfish fishery in 2014-2018. Marine and Freshwater Research Institute.	https://www.hafogvatn.is/static/extras/images/hrogn-kelsi_20191128223.pdf
MFRI. 2020. 2020 Anglerfish advice. Marine and Freshwater Research Institute.	https://www.hafogvatn.is/static/extras/images/14-anglerfish1206912.pdf
MFRI. 2020. 2020 Anglerfish technical report. Marine and Freshwater Research Institute.	https://www.hafogvatn.is/static/extras/images/14-anglerfish_tr1206913.pdf
MFRI. 2020. 2020 Atlantic wolffish advice. Marine and Freshwater Research Institute.	https://www.hafogvatn.is/static/extras/images/09-atlantic-wolffish1206916.pdf
MFRI. 2020. 2020 Blue Ling advice. Marine and Freshwater Research Institute.	https://www.hafogvatn.is/static/extras/images/07-blueling1206845.pdf
MFRI. 2020. 2020 Blue whiting advice. Marine and Freshwater Research Institute.	https://www.hafogvatn.is/static/extras/images/kolmunni_20201214680.pdf
MFRI. 2020. 2020 Cod advice. Marine and Freshwater Research Institute.	https://www.hafogvatn.is/static/extras/images/01-cod1206996.pdf
MFRI. 2020. 2020 Cod technical report. Marine and Freshwater Research Institute.	https://www.hafogvatn.is/static/extras/images/01-cod_tr1206999.pdf
MFRI. 2020. 2020 Dab advice. Marine and Freshwater Research Institute.	https://www.hafogvatn.is/static/extras/images/27-dab1206896.pdf
MFRI. 2020. 2020 Demersal beaked redfish advice. Marine and Freshwater Research Institute.	https://www.hafogvatn.is/static/extras/images/61-demersalsmentella1206848.pdf
MFRI. 2020. 2020 Golden redfish advice. Marine and Freshwater Research Institute.	https://www.hafogvatn.is/static/extras/images/05-golden-redfish-11206958.pdf
MFRI. 2020. 2020 Golden redfish technical report. Marine and Freshwater Research Institute.	https://www.hafogvatn.is/static/extras/images/05-golden-redfish_tr1206856.pdf

MFRI. 2020. 2020 Greater silver smelt advice. Marine and Freshwater Research Institute.	https://www.hafogvatn.is/static/extras/images/19-greater-silversmelt1206861.pdf
MFRI. 2020. 2020 Greenland halibut advice. Marine and Freshwater Research Institute.	https://www.hafogvatn.is/static/extras/images/22-greenlandhalibut1206853.pdf
MFRI. 2020. 2020 Herring advice. Marine and Freshwater Research Institute.	https://www.hafogvatn.is/static/extras/images/04-whiting1206892.pdf
MFRI. 2020. 2020 Herring technical report. Marine and Freshwater Research Institute.	https://www.hafogvatn.is/static/extras/images/sild2020-tr1206968.pdf
MFRI. 2020. 2020 Lemon sole advice. Marine and Freshwater Research Institute.	https://www.hafogvatn.is/static/extras/images/24-lemon-sole1206924.pdf
MFRI. 2020. 2020 Mackerel advice. Marine and Freshwater Research Institute.	https://www.hafogvatn.is/static/extras/images/makrill_20201214678.pdf
MFRI. 2020. 2020 Megrím technical report. Marine and Freshwater Research Institute.	https://www.hafogvatn.is/static/extras/images/26-megrím_tr1206921.pdf
MFRI. 2020. 2020 Megrím advice. Marine and Freshwater Research Institute.	https://www.hafogvatn.is/static/extras/images/26-megrím-11206948.pdf
MFRI. 2020. 2020 Plaice advice. Marine and Freshwater Research Institute.	https://www.hafogvatn.is/static/extras/images/23-plaice1206904.pdf
MFRI. 2020. 2020 Saithe advice. Marine and Freshwater Research Institute.	https://www.hafogvatn.is/static/extras/images/03-saithe-11206960.pdf
MFRI. 2020. 2020 Saithe technical report. Marine and Freshwater Research Institute.	https://www.hafogvatn.is/static/extras/images/03-saithe_tr1206933.pdf
MFRI. 2020. 2020 Spotted wolffish advice. Marine and Freshwater Research Institute.	https://www.hafogvatn.is/static/extras/images/13-spottedwolffish1206865.pdf
MFRI. 2020. 2020 Spotted wolffish technical report. Marine and Freshwater Research Institute.	https://www.hafogvatn.is/static/extras/images/13-spottedwolffish_tr1206866.pdf
MFRI. 2020. 2020 Starry Ray advice. Marine and Freshwater Research Institute.	https://www.hafogvatn.is/static/extras/images/12-starryray1206928.pdf
MFRI. 2020. 2020 Tusk advice. Marine and Freshwater Research Institute.	https://www.hafogvatn.is/static/extras/images/08-tusk1206956.pdf
MFRI. 2020. 2020 Tusk technical report. Marine and Freshwater Research Institute.	https://www.hafogvatn.is/static/extras/images/08-tusk_tr1206870.pdf
MFRI. 2020. 2020 Whiting advice. Marine and Freshwater Research Institute.	https://www.hafogvatn.is/static/extras/images/04-whiting1206892.pdf
MFRI. 2020. 2020 Witch advice. Marine and Freshwater Research Institute.	https://www.hafogvatn.is/static/extras/images/25-witch-11206950.pdf
MFRI. 2020. 2020 Atlantic halibut advice. Marine and Freshwater Research Institute.	https://www.hafogvatn.is/static/extras/images/21-atlantic-halibut-11206952.pdf
MFRI. 2020. 2020 Haddock advice. Marine and Freshwater Research Institute.	https://www.hafogvatn.is/static/extras/images/02-haddock1206937.pdf
MFRI. 2020. 2020 Haddock technical report. Marine and Freshwater Research Institute.	https://www.hafogvatn.is/static/extras/images/02-haddock_tr1206935.pdf
MFRI. 2020. 2020 Ling advice. Marine and Freshwater Research Institute.	https://www.hafogvatn.is/static/extras/images/06-ling1206876.pdf
MFRI. 2020. 2020 Ling technical report. Marine and Freshwater Research Institute.	https://www.hafogvatn.is/static/extras/images/06-ling_tr1206877.pdf

MFRI. 2021. 2021 Capelin advice. Marine and Freshwater Research Institute.	https://www.hafogvatn.is/static/extras/images/lodna4febr20211236376.pdf
MFRI. 2021. Marine and Freshwater Research Institute. Accessed 08 January 2021.	https://www.hafogvatn.is/en/about/mfri
MFRI. 2021. MFRI Organisational Chart. Marine and Freshwater Research Institute. Accessed 24 January 2021.	https://www.hafogvatn.is/static/files/enska/skipurit-hafrannsoknastofnun-enska.pdf
MFRI. 2021. Set of ADMB programs for harvest control simulations. Accessed 20 April 2021.	https://github.com/Hafro/Muppet_HCR
MII. 2020. Regulation 1256/2020 on (2nd) amendment to Regulation no. 468/2013, on the utilization of catch and by-products (spotted wolffish live release). Ministry of Industry and Innovation	https://www.reglugerd.is/reglugerdir/eftir-raduneytum/atvinnuvega--og-nyskopunarraduneyti/nr/22242
MII. 2020. Regulation 298/2020 on registration and electronic submission of catch information (via App). Ministry of Industry and Innovation	https://www.reglugerd.is/reglugerdir/eftir-raduneytum/atvinnuvega--og-nyskopunarraduneyti/nr/21887
MII. 2020. Regulation 726/2020 on commercial fishing in the fishing year 2020/2021. Ministry of Industry and Innovation.	https://www.reglugerd.is/reglugerdir/eftir-raduneytum/atvinnuvega--og-nyskopunarraduneyti/nr/0726-2020
MRI. 2010. Manuals for the Icelandic bottom trawl surveys in spring and autumn. Hafrannsóknir nr. 156. Marine Research Institute.	http://www.hafro.is/Bokasafn/Timarit/fjolrit-156.pdf
MRI. 2019. LANDSELUR – HARBOUR SEAL <i>Phoca vitulina</i> advice. Marine Research Institute.	https://www.hafogvatn.is/static/extras/images/utselur-20191125514.pdf
MRI. 2019. ÚTSELUR – GREY SEAL <i>Halichoerus grypus</i> advice. Marine Research Institute.	https://www.hafogvatn.is/static/extras/images/landselur-191145061.pdf
NAFO. 2021. Northwest Atlantic Fishery Organisation. Accessed 14 January 2021.	https://www.nafo.int/About-us/History
NAMMCO (2019). Report of the NAMMCO Scientific Committee Working Group on Harbour Porpoise, 19-22 March, Copenhagen, Denmark.	https://nammco.no/wp-content/uploads/2019/02/final-report-hpwg-2019.pdf
NAMMCO 2017. Report of the 24th Scientific Committee meeting, 14-17 November 2017	https://nammco.no/wp-content/uploads/2018/01/08-nammco-26-scientific-committee-report.pdf
National Audit Office. 2018. Monitoring of the Directorate of Fisheries. Report to Parliament. Icelandic National Audit Office, December 2018.	https://rikisendurskodun.is/wp-content/uploads/2019/01/Eftirlit-Fiskistofu-Stjornysluutpekt.pdf
NEAFC. 2021. North East Atlantic Fisheries Commission. Accessed 14 January 2021.	https://www.neafc.org/about
NI. 2019. List of Mammals. Icelandic Natural Organisation. Accessed 24 January 2021.	https://www.ni.is/midlun/utgafa/valistar/spendyr/valisti-spendyra
NII. 2018. Himbrimi (<i>Gavia immer</i>). Iceland Institute of Natural History (INH) Red List Classification. Institute of Natural Science of Iceland.	https://www.ni.is/node/27141
NII. 2018. Hnísa (<i>Phocoena phocoena</i>). Iceland Institute of Natural History (INH) Red List Classification. Institute of Natural Science of Iceland.	https://www.ni.is/node/27406

NOVASARC. 2013. Nordic Project On Vulnerable Marine Ecosystems And Anthropogenic Activities In Arctic And Sub-Arctic Waters. Second workshop in 2017 20 – 24 November in Torshavn, Færøylene.	https://novasarc.hafogvatn.is/docs/NovasArc_report_workshop_4.pdf
NOVASARC. 2019. Nordic Project On Vulnerable Marine Ecosystems And Anthropogenic Activities In Arctic And Sub-Arctic Waters. Accessed 04 January 2021.	https://novasarc.hafogvatn.is/project/
Ólafsdóttir S. H and Guðmundsson G. 2019. Vöktun botndýra á djúpslóð umhverfis Ísland Rannsóknir á meðafla við stofnmælingar botnfiska að hausti frá 2015 til 2018 / Monitoring of benthic animals in the deep sea around Iceland Research on by-catch in demersal fish stocks in the autumn from 2015 to 2018. Marine and Freshwater Research Insitute.	https://www.hafogvatn.is/static/research/files/hv2019-41.pdf
Ólafsdóttir S. H., Burgos J. M., Ragnarsson S. A., Karlsson H. Kóralsvæði við Ísland. 2020. Rannsóknir 2009-2012 lýsing – útbreiðsla – verndun / Coral area around Iceland. Research 2009-2012 description - distribution - protection. Marine and Freshwater Research Insitute.	https://www.hafogvatn.is/static/research/files/1608027337-hv2020-31.pdf
Ólafur K. Pálsson, Höskuldur Björnsson, Ari Arason, Eyþór Björnsson, Guðmundur Jóhannesson and Þórhallur Ottesen. Discards in demersal Icelandic fisheries 2007. Marine Research Institute, report series no. 142.	https://www.hafogvatn.is/static/research/files/fjolrit-142pdf
Ólafur K. Pálsson, Höskuldur Björnsson, Ari Arason, Eyþór Björnsson, Guðmundur Jóhannesson and Þórhallur Ottesen. Discards in demersal Icelandic fisheries 2007. Marine Research Institute, report series no. 142.	https://www.hafogvatn.is/static/research/files/fjolrit-142pdf
Ólafur K. Pálsson, Þorvaldur Gunnlaugsson and Droplaug Ólafsdóttir. 2015. By-catch of sea birds and marine mammals in Icelandic fisheries. Marine and Freshwater Research Institute.	https://www.hafogvatn.is/static/research/files/fjolrit-178pdf
Polar Fishing Gear. 2019. Bottom trawl doors. Polar Fishing Gear, Grandagardur 16 / IS-101 Reykjavik / Iceland. Accessed 21 March 2021.	http://polardoors.com/trawl-doors/bottom-trawl-doors/
Punt, A. E., Siple, M., Sigurðsson, G. M., Víkingsson, G., Francis, T. B., Granquist, S. M., Hammond, P. S., Heinemann, D., Long, K. J., Moore, J. E., Sepúlveda, M., Reeves, R. R., Wade, P. R., Williams, R., & Zerbini, A. N. (2020). Evaluating management strategies for marine mammal populations: An example for multiple species and multiple fishing sectors in Iceland. Canadian Journal of Fisheries and Aquatic Sciences, 77(8), 1316-1331.	https://cdnsciencepub.com/doi/full/10.1139/cjfas-2019-0386
Ragnarsson, S. (2003). Spatial distribution of otter trawl effort in Icelandic waters: comparison of measures of effort and implications for benthic community effects of trawling activities. ICES Journal of Marine Science, 60(6), 1200–1215. doi:10.1016/s1054-3139(03)00143-7	https://academic.oup.com/icesjms/article/60/6/1200/652072

Reglugerd. 2002. Regulation No. 543, July 22, 2002, on mesh sizes and equipment for catching bottom-fish, shrimp and lobster. The Ministry of Industry and Innovation. Accessed 21 March 2021.	https://www.reglugerd.is/reglugerdir/allar/nr/543-2002
Reglugerd. 2006. Regulation 115/2006 on cod fishing. The Ministry of Industry and Innovation. Accessed 21 March 2019.	https://www.reglugerd.is/reglugerdir/allar/nr/115-2006
Reglugerd. 2014. Regulation amending Regulation no. No. 557, June 6, 2007, on catch books, with subsequent amendments no. 126/2014. The Ministry of Industry and Innovation.	https://www.reglugerd.is/reglugerdir/eftir-raduneytum/sjavarutvegsraduneyti/nr/18967
Reglugerd. 2016. Regulation 745/2016 on weighing and registration of marine catch. The Ministry of Industry and Innovation. Accessed 21 March 2021.	https://www.reglugerd.is/reglugerdir/eftir-raduneytum/atvinnuvega--og-nyskopunarraduneyti/nr/0745-2016
Reglugerd. 2018. Ban on fishing for spiny dogfish, Porbeagle sharks and Basking shark no. 456/2017. Ministry of Fisheries and Agriculture.	https://www.reglugerd.is/reglugerdir/eftir-raduneytum/atvinnuvega--og-nyskopunarraduneyti/nr/0456-2017
Reglugerd. 2018. Regulation on halibut hunting no. 470/2012. Ministry of Fisheries and Agriculture.	https://www.reglugerd.is/reglugerdir/eftir-raduneytum/atvinnuvega--og-nyskopunarraduneyti/nr/18302
Reglugerd. 2019. Regulation amending the Regulation on the practices of the Registry of Vehicles, no. 79 January 30, 1997. Ministry of Justice.	https://www.reglugerd.is/reglugerdir/eftir-raduneytum/domsmlaraduneyti/nr/1154
Reglugerd. 2019. Regulation on commercial fishing in the fishing year 2019/2020. Ministry of Industry and Innovation. Accessed 24 January 2021.	https://www.reglugerd.is/reglugerdir/eftir-raduneytum/atvinnuvega--og-nyskopunarraduneyti/nr/21565
Reglugerd. 2019. Regulation on mesh sizes and equipment no. 543/2002. Ministry of Justice. Accessed 24 January 2021.	https://www.reglugerd.is/reglugerdir/allar/nr/543-2002
Results of a working group for auditing a regulatory framework for the use of fishing gear, fishing grounds and protection areas in Icelandic waters - final report to the Minister of Fisheries and Agriculture. 2018	https://www.stjornarradid.is/lisalib/get-file.aspx?itemid=0b53db18-ba77-11e8-942c-005056bc530c
Stjornartidind. 2019. Regulation 1070/2015. Ministry of Justice. Accessed 21 March 2021.	http://www.reglugerd.is/reglugerdir/eftir-raduneytum/atvinnuvega--og-nyskopunarraduneyti/nr/19883
Stjornartidind. 2019. Regulation No. 923/2010 on monkfish fishing. Ministry of Justice. Accessed 21 March 2021.	https://www.stjornartidindi.is/Advert.aspx?RecordID=437308e0-8ad1-4009-98cb-10266317ed3e
Stjornartidind. 2019. Regulation on weighing and registration of marine catch No. 745/2016. Ministry of Justice.	https://www.stjornartidindi.is/Advert.aspx?RecordID=884be309-64a5-4367-9e4d-f5e7216b6f40
Stjornartidindi. 2016. Regulation on logbooks No. 746/2016. Accessed 21 March 2021.	https://www.stjornartidindi.is/Advert.aspx?RecordID=42a16a67-60a7-4ae7-ad7c-0f53fc254654
Stjornartidindi. 2018. Regulation 674/2018. Accessed 24 January 2021.	https://www.stjornartidindi.is/Advert.aspx?RecordID=4819cdde-0a89-4f80-b21a-46bb071dd15f
Sturludottir, E., Desjardins, C., Elvarsson, B., Fulton, E. A., Gorton, R., Logemann, K., and Stefansson, G. 2018. End-to-end model of Icelandic waters using the Atlantis framework: Exploring system dynamics and model reliability. Fisheries Research, 207: 9–24.	https://www.sciencedirect.com/science/article/pii/S0165783618301620

Thyboron. 2019. Semipelagic trawldoors. Thyborøn Skibssmedie A/S, Denmark. Accessed 24 January 2021.	http://thyboron-trawldoor.dk/products/semipelagic-trawl-doors/
UN. 2018. Chronological lists of ratifications of, accessions and successions to the Convention and the related Agreements. United Nations.	https://www.un.org/Depts/los/reference_files/chronological_lists_of_ratifications.htm
UNU. 2009. A MODEL OF TRACEABILITY OF FISH PRODUCTS FOR THE DOMESTIC MARKET IN CHINA BASED ON TRACEABILITY STUDIES IN ICELAND AND CHINA. Mechanical Engineering Institute, Dalian Fisheries University	http://www.unuftp.is/static/fellows/document/pan09prf.pdf
UST. 2001. Regulation on hydrothermal vents nr. 249/2001.	https://www.ust.is/library/Skrar/Einstaklingar/Fridlyst-svaedi/Auglysingar/hverastrytur_eyjafirdi_249_2001.pdf
UST. 2007. Regulation on hydrothermal vents nr. 510/2007.	https://www.ust.is/library/Skrar/Einstaklingar/Fridlyst-svaedi/Auglysingar/Hverastrytur_Arnarnesnofum_kort.pdf
Vefbirting. 2020. Icelandic fisheries all regulations 2020-2021 season. Accessed 20th February 2021.	https://vefbirting.prentmetoddi.is/raduneyti/stjorn_fiskeida_2020-21/66/
Vonin. 2019. Storm - Semi Pelagic Trawl Door. Vónin // Bakkavegur 66 // FO-530 Fuglafjørður // Faroe Islands	https://www.vonin.com/en/fishing/rawl-doors/semi-pelagic-trawl-doors/storm-semi-pelagic-trawl-door/

Appendix 1. Assessment Team

Based on the technical expertise required to carry out the above fishery assessment, Global Trust is pleased to confirm the Surveillance Assessment team members for the fishery as follows.

Vito Romito (Lead Assessor)

Vito has 10 years of expertise in fisheries certification and is an ISO14001 Certified Lead Auditor and MSC FCR v.2.0 and FCP v.2.1 approved Fisheries Team Leader for SAI Global with extensive experience in ecosystems effects of fisheries. Vito received a BSc (Honours) in Ecology and a MSc in Tropical Coastal Management from Newcastle University (U.K.), in between which he worked for a year in Tanzania, carrying out comparative biodiversity assessments of pristine and dynamited coral reef ecosystems around the Mafia Island Marine Park. For five years he worked at Global Trust Certification/ later SAI Global as Lead Assessor for all the fishery assessments in Alaska, Iceland and Louisiana. Vito has also carried out several IFFO forage fisheries assessments in Chile, Peru, Europe and other various pre-assessments in Atlantic and Pacific Canada. To date, Vito has headed and conducted dozens of assessments involving 40+ different species including salmonid, groundfish, pelagic, flatfish, crustacean and cephalopod species in Europe, North and South America, and SE Asia. For three years, as a senior fisheries consultant and then manager with RS Standards Ltd., he was involved in the development and testing of a Data Deficient Fisheries framework and v.2.0 fisheries standard for the ASMI Alaska RFM Scheme, and IFFO RS Improver/FIP projects related to South East Asia multispecies bottom trawl fisheries. Vito re-joined the SAI Global (now NSF International/ Global Trust Certification) Fisheries Team in 2018 and has since been involved in MSC and RFM fisheries assessments in Canada, New England, Iceland, Alaska and Louisiana, the Baltic Sea, Ireland and Italy.

Dankert Skagen, (Assessor)

Dankert has recently retired from the Institute of Marine Research (IMR), Bergen, where he worked for 22 years. His responsibilities included stock assessment, multispecies work, in particular in the North Sea, work connected to the introduction of the precautionary approach in fisheries and recently, on development of harvest control rules and management strategies. He was leader of the IMR research program for population dynamics and multispecies investigations in 1996-97 and for the development of new assessment tools for North-East arctic cod in 1998-99 and the assessment package TASACS in 2007-08. In addition, he has developed several programs for simulating harvest control rules that are commonly used in fisheries management today. Within ICES, he has participated in a wide range of working groups and been chairman of several of them, including the Study Group of Management Strategies. He was chairman of the Resource Management Committee for 3 years and member of ACFM for 7 years.

Appendix 2 – New Clauses in ICE RFM Standard v2.0

15.1. Clause 1.1.5

Clause 1.1.5	Transparency in the fisheries management and related decision-making process shall be ensured.		
Evidence Rating:	Low <input type="checkbox"/>	Medium <input type="checkbox"/>	High <input checked="" type="checkbox"/>
Non-Conformance:	Critical <input type="checkbox"/>	Major <input type="checkbox"/>	Minor <input type="checkbox"/> None <input checked="" type="checkbox"/>
SUMMARY EVIDENCE			
Management arrangements and decision-making processes are organized in such a way so as to ensure transparency.			
EVIDENCE			
<p>Icelandic fisheries management arrangements and decision-making processes are organized in a very transparent manner. The roles, functions and responsibilities of the Ministry of Fisheries and Agriculture, Directorate of Fisheries, Coastguard and MFRI are all set out clearly on their respective websites. Additionally, Iceland’s small population ensures short chains of communication that in turn ensure that key issues affecting the fishing community are well understood by all affected parties. The Minister is required by legislation to consult the MFRI before the setting of TAC. There is a consultation forum of utilised fish stock that has the aim of discussing current strategy and harvesting based on MRI’s advice and propose necessary changes. Scientific evaluations, including stock assessment and scientific advice are published online on ICES and MFRI¹⁸⁶ websites once they are ready. There are regular meetings between fishery managers and industry representatives, at the individual level, committees, seminars and conferences where all aspects of fisheries management are discussed. Industry are well represented by a number of industry bodies such NASBO¹⁸⁷ and Fisheries Iceland¹⁸⁸.</p> <p>Information on the catch quota of each vessel for each fish species, including quota transfers between vessels, and remaining quota for the season for each vessel is recorded in the official central database. The publicly accessible nature of information relating to ownership of quota ensures transparency and accountability within the management system. Finally, where disputes arise that necessitate legal intervention these are reviewed in public through the Icelandic civil law legal system, including its district and supreme courts, and all findings are published on the internet.</p> <p>It is the determination of the Assessment Team that management arrangements and decision making processes are organized in such a way that transparency is ensured; therefore the Icelandic haddock fisheries are in full compliance with Clause 1.1.5 of Revision 2.0 of the IRFF Responsible Fisheries Management Standard.</p>			
Non-Conformance Number (if relevant)			NA

186

<https://www.hafogvatn.is/en/harvesting-advice>

187

<http://smabatar.is/sida/7.shtml>

188

<http://www.sfs.is/>

15.2 Clause 1.1.6

Clause 1.1.6	Fisheries shall be regulated in such a way as to avoid the risk of conflict among fishers using different vessels gear and fishing methods. Where conflict arises appropriate venues and means shall be available for conflict resolution.			
Evidence Rating:	Low <input type="checkbox"/>	Medium <input type="checkbox"/>		High <input checked="" type="checkbox"/>
Non-Conformance:	Critical <input type="checkbox"/>	Major <input type="checkbox"/>	Minor <input type="checkbox"/>	None <input checked="" type="checkbox"/>
SUMMARY EVIDENCE				
Fisheries are regulated in such a way as to avoid the risk of conflict among fishers using different vessels gear and fishing methods. Where conflict arises appropriate legal venues and means are available for conflict resolution.				
EVIDENCE				
<p>Vessels fishing using longline gear use lights and AIS transmitters on their buoys. These serve to make the location of set longlines more visible to other fleet sectors such as bottom trawlers thereby reducing gear conflict. There also strict rules on the marking of gillnets, pots and traps (see supporting evidence for Clause 2.3.2.17). Other measures such as spatial separation of fishing activities including the exclusion of bottom trawlers from fishing within 12nm of the coast further reduce the changes of conflicts between fleet sectors arising.</p> <p>Iceland’s small population and relatively small fishing community ensures short chains of communication that ensure conflicts can generally be resolved before they arise. There are regular meetings between fishery managers and industry representatives where all aspects of fisheries are discussed.</p> <p>The Icelandic civil law legal system has strong foundations and long tradition. Its district courts and the supreme court deals with all disputes that arise within the system. Disputes are reviewed in public and all findings are published on the internet.</p> <p>It is the determination of the Assessment Team that fisheries are regulated in such a way as to avoid the risk of conflict among fishers using different vessels gear and fishing methods and that where conflicts do arise appropriate venues and means are available for conflict resolution; therefore the Icelandic haddock fisheries are in full compliance with Clause 1.1.6 of Revision 2.0 of the IRFF Responsible Fisheries Management Standard.</p>				
Non-Conformance Number (if relevant)				NA

15.3 Clause 2.1.2

Clause 2.1.2	Laws and regulations concerning conservation and management measures shall be publicly available and effectively disseminated.			
Evidence Rating:	Low <input type="checkbox"/>	Medium <input type="checkbox"/>		High <input checked="" type="checkbox"/>
Non-Conformance:	Critical <input type="checkbox"/>	Major <input type="checkbox"/>	Minor <input type="checkbox"/>	None <input checked="" type="checkbox"/>
SUMMARY EVIDENCE				
Laws and regulations concerning conservation and management measures are publicly available on the Directorate of Fisheries and Ministry of Industries and Innovation websites and are effectively disseminated through an online law gazette and via radio.				
EVIDENCE				
Laws and regulations concerning conservation and management measures are publicly available on the Directorate of Fisheries ¹⁸⁹ and Ministry of Industries and Innovation ¹⁹⁰ websites. The latest 2020 fishing laws are made available in a booklet form by the Icelandic authorities and effectively disseminated through an online law gazette ¹⁹¹ and via radio.				
Furthermore, Icelandic Acts, laws and regulations are readily accessible at the official gazette https://www.stjornartidindi.is/ or at http://www.althingi.is/lagasafn/ (for Acts/Laws) or https://www.reglugerd.is/ (for Regulations). Further information on access to Icelandic Acts and Regulations is available here ¹⁹² .				
Additionally all advice to managers relating to the status of commercial stocks which underpins decisions on TACs and other regulations is available ¹⁹³ . Harvest control rules are scrutinised on request by an independent scientific body (ICES) with reports being published online.				
It is the determination of the Assessment Team that laws and regulations concerning conservation and management measures are publicly available and effectively disseminated; therefore the Icelandic haddock fisheries are in full compliance with Clause 2.1.2 of Revision 2.0 of the IRFF Responsible Fisheries Management Standard.				
Non-Conformance Number (if relevant)				NA

¹⁸⁹ <http://www.fiskistofa.is/fiskveidistjorn/stjornfiskveida/>

¹⁹⁰ <https://www.government.is/ministries/ministry-of-industries-and-innovation/>

¹⁹¹ https://vefbirting.prentmetoddi.is/raduneyti/stjorn_fiskveida_2020-21/94/

¹⁹² <https://www.stjornarradid.is/gogn/log-og-reglugerdir/>

¹⁹³ <https://www.hafogvatn.is/en/harvesting-advice>

15.4 Clause 2.3.2.17

Clause 2.3.2.17	In cases of passive fishing gear left unattended at sea, there shall be regulation that requires fishing gear to be marked so that the owner can be identified, where relevant.¹⁹⁴			
Evidence Rating:	Low <input type="checkbox"/>	Medium <input type="checkbox"/>		High <input checked="" type="checkbox"/>
Non-Conformance:	Critical <input type="checkbox"/>	Major <input type="checkbox"/>	Minor <input type="checkbox"/>	None <input checked="" type="checkbox"/>
SUMMARY EVIDENCE				
<p>According to IRFF Standard Revision 2.0: <i>“This clause is applicable to gillnets, traps and pots.”</i> In cases of gillnets, traps and pots left unattended at sea, there are regulations requiring that they are marked so that the owner can be identified.</p>				
EVIDENCE				
<p>Icelandic haddock is mostly caught with bottom trawl and longlines. Provisions for the marking of all passive gear, including longline are contained in Regulation No. 115 of 13 February 2006¹⁹⁵.</p> <p>Note: Acts/Laws and Regulations referenced herein may be accessed (in Icelandic) by searching by Act/Law/Regulation No./Year (e.g. 116/2006) at the official gazette https://www.stjornartidindi.is/ (Acts/Laws and Regulations) or at http://www.althingi.is/lagasafn/ (for Acts/Laws) or https://www.reglugerd.is/ (for Regulations). The latest regulation for 2020-2021 are available at https://vefbirting.prentmetoddi.is/raduneyti/stjorn_fiskveida_2020-21/94/.</p> <p>It is the determination of the Assessment Team that in cases of gillnets, traps and pots (or longlines) left unattended at sea, there are regulations requiring that they are marked so that the owner can be identified; therefore the Icelandic haddock fisheries are in full compliance with Clause 2.3.2.17 of Revision 2.0 of the IRFF Responsible Fisheries Management Standard.</p>				
Non-Conformance Number (if relevant)				NA

¹⁹⁴ This clause is applicable to gillnets, traps and pots.

¹⁹⁵ <http://www.reglugerd.is/reglugerdir/allar/nr/115-2006>

15.5 Clause 3.2.1.2

Clause 3.2.1.2	Information shall be available on the potential effect of fishing on endangered, threatened and protected species, as appropriate and relevant in the context of the unit of certification.			
Evidence Rating:	Low <input type="checkbox"/>	Medium <input type="checkbox"/>		High <input checked="" type="checkbox"/>
Non-Conformance:	Critical <input type="checkbox"/>	Major <input type="checkbox"/>	Minor <input type="checkbox"/>	None <input checked="" type="checkbox"/>
<p>SUMMARY EVIDENCE</p> <p>The IRFF Standard Revision 2.0 defines endangered, threatened and protected species (ETPs) as: <i>“Species recognised by Icelandic legislation and/or binding international agreements to which the Icelandic authorities are party. Binding international agreements as applicable in Icelandic jurisdiction.”</i></p> <p>Other species which might be considered vulnerable such as marine mammal and seabird species are assessed under Clause 3.1.</p> <p>Information is available on the potential effect of the haddock fishery on species designated as ETPs. The current status of most ETPs species is assessed routinely and presented in the MRI advice reports.</p>				
<p>EVIDENCE</p> <p>In the context of the IRFF Standard Revision 2.0 endangered, threatened and protected species (ETPs) are those species recognised by Icelandic legislation and/or binding international agreements to which the Icelandic authorities are party and binding international agreements as applicable in Icelandic jurisdiction.</p> <p>As discussed previously, discarding of fish species is prohibited and there is a statutory requirement for skippers to record both the capture of fish and non-fish species such as seabirds and marine mammals. The e-logbook system as well as paper logbooks for smaller vessels include provisions for such information to be recorded. Observations are also recorded by Directorate fishery inspectors aboard fishing vessels and during bottom trawl, gillnet and longline surveys undertaken by the MFRI.</p> <p>Vulnerable and ETP species Interactions</p> <p>According to the Convention for the Protection of the Marine Environment of the North-East Atlantic or OSPAR Convention, as reported in the 2020 ICES Ecosystem report of the Icelandic Ecoregion¹⁹⁶ there are a number of threatened and declining species in Iceland. Interactions with ETP and vulnerable species are generally limited, these have been assessed and reported in detail in clause 3.1.</p> <p>It is the determination of the Assessment Team that sufficient information is available to allow the potential effects of the haddock fishery on species designated as ETPs to be determined; therefore the Icelandic haddock fisheries are in full compliance with Clause 3.2.1.2 of Revision 2.0 of the IRFF Responsible Fisheries Management Standard.</p>				
Non-Conformance Number (if relevant)				NA

¹⁹⁶https://www.ices.dk/sites/pub/Publication%20Reports/Advice/2020/2020/EcosystemOverview_IcelandicWaters_2020.pdf

15.6 Clause 3.2.2.4

Clause 3.2.2.4	Suitable steps shall be considered to avoid, minimize or mitigate encounters with endangered, threatened and protected species, as appropriate and relevant in the context of the unit of certification.		
Evidence Rating:	Low <input type="checkbox"/>	Medium <input type="checkbox"/>	High <input checked="" type="checkbox"/>
Non-Conformance:	Critical <input type="checkbox"/>	Major <input type="checkbox"/>	Minor <input type="checkbox"/> None <input checked="" type="checkbox"/>
SUMMARY EVIDENCE			
<p>The IRFF Standard Revision 2.0 defines endangered, threatened and protected species (ETPs) as: <i>“Species recognised by Icelandic legislation and/or binding international agreements to which the Icelandic authorities are party. Binding international agreements as applicable in Icelandic jurisdiction.”</i></p> <p>Suitable steps are considered to avoid, minimize or mitigate encounters with ETP species, as appropriate and relevant in the context of the Icelandic haddock commercial fisheries. Examples of mitigation measures include the ban on directed fishing for Atlantic halibut, spiny dogfish, Porbeagle sharks and Basking shark and the creation of permanently closed areas to protect known occurrences of vulnerable cold water corals (<i>Lophelia pertusa</i>).</p>			
EVIDENCE			
<p>Interactions with ETP and vulnerable species are generally limited, these have been assessed and reported in detail in the previous clause as well as clause 3.1. Recording of all marine mammals and seabirds in E-logbooks (by species and numbers) interactions/catches is a legal requirement since 2014 (Reg. 126/2014)¹⁹⁷. A smartphone app has been developed and deployed in September 2020 by the Directorate of Fisheries, which aims to prioritise and make both reporting and identification of bycatch easier for small boat operators (e.g. gillnetters) in the fishery.</p> <p>Measures to minimize or mitigate ETP species interactions include the use of night settings, trailing balloons, scare lines and weighted lines in longline fisheries, recent trials of bycatch reduction devices in gillnet fisheries (e.g. banana pingers), the use of T90 nets, flying doors and rock hoppers on bottom trawlers to avoid habitat damage and impact on sensitive benthic biota such as corals, and real time, temporary and permanent areal closures (see clause 3.2.3 for details).</p> <p>Suitable steps are considered to avoid, minimize or mitigate encounters with ETP species, as appropriate and relevant in the context of the Icelandic haddock commercial fisheries. For example, mitigation measures include the ban on directed fishing for Atlantic halibut, spiny dogfish, Porbeagle sharks and Basking shark and the creation of permanently closed areas to protect known occurrences of vulnerable cold water corals (<i>Lophelia pertusa</i>)¹⁹⁸.</p> <p>It is the determination of the Assessment Team that, where appropriate and relevant in the context of the Icelandic haddock commercial fisheries, suitable steps are considered to avoid, minimize or mitigate encounters with ETP species; therefore the Icelandic haddock fisheries are in full compliance with Clause 3.2.2.4 of Revision 2.0 of the IRFF Responsible Fisheries Management Standard.</p>			
Non-Conformance Number (if relevant)			NA

¹⁹⁷ <https://www.reglugerd.is/reglugerdir/eftir-raduneytum/sjavarutvegsraduneyti/nr/18967>

¹⁹⁸ <https://www.sciencedirect.com/science/article/pii/S0141113617303938>

